


**GENEST**

PAVING STONES & WALLS

20  
25





## A Smaller Footprint

### G-Mix® Low Carbon Concrete

Genest is proud to be the first in the industry to develop a low-carbon formula for paving and wall stone. G-mix® uses at least 5% recycled content and half of the cement traditionally used to produce concrete blocks and paving stones while exceeding ASTM specification requirements.

G-mix was developed using proven methods of CO<sub>2</sub> reduction with quantifiable, verifiable results. The cradle-to-gate environmental impact of G-mix® has been third-party tested and ASTM-verified, and the Global Warming Potential (GWP) of our products is among the lowest in the industry.

The processing of cement, the primary binding agent in concrete, accounts for 75% of total carbon emissions by traditionally manufactured concrete. We offset the use of cement with slag, a byproduct from the steel industry, to reduce our carbon footprint. The materials we use to supplement cement have the added benefit of increasing strength and efficiency, improving color, and decreasing efflorescence. The use of slag in our concrete formula results in greater cement reduction than typical CO<sub>2</sub> curing methods without compromising strength and durability.

Our full product line is manufactured using G-mix® so you can be confident in selecting a low-carbon option for your project.

# G-MIX®

## LOW CARBON CONCRETE

- ✓ **50% Less Cement**
- ✓ **At Least 5% Recycled Materials**
- ✓ **Exceeds Strength Requirements**

- ✓ **Third-Party Tested**
- ✓ **Locally Sourced Aggregate**
- ✓ **Low Carbon Footprint**





















# Table of Contents

<b>G-mix®</b> Low Carbon Concrete	1
<b>Paving Stones</b>	
<b>Katahdin Stone®</b>	17
<b>Grand Katahdin Stone™</b>	21
<b>Circle Pack</b>	25
 <b>Tidewater Stone®</b> <i>(Special Order)</i>	29
 <b>Eastern Bay Stone™</b>	33
<b>Baxter Stone®</b>	37
 <b>Grand Baxter Stone™</b>	41
<b>Tradeport Stone™</b>	45
<b>Camden Bay “HI Pack”</b>	49
<b>Harborline Brick®</b>	53
<b>Hollandstone</b>	57
 <b>Stormwater Brick®</b> <i>(Special Order)</i>	61
 <b>Sebago Stone</b>	65
<b>Large Format Stones</b>	
<b>Windham Ridge Flagging™</b>	69
 <b>Blackwater River Stone™</b>	73
<b>Jordan Bay Flagging</b>	77
<b>Lexington Park Tile</b>	81
 <b>Portland Plaza Stone</b> <i>(Special Order)</i>	85
<b>Chamberlain Stone</b>	89
 <b>Duragreen®</b>	93



## Outdoor Living

Outdoor <b>Fire Pits</b>	99
--------------------------	----

## Landscape Wall Systems

<b>Highland Stone®</b> Retaining Wall	111
<b>Highland Stone®</b> Freestanding Wall	115
<b>Diamond®</b>	119
<b>Diamond Pro®</b>	123
Genest <b>Garden Wall Stone®</b>	125
<b>Single Split</b> Corner Block	127
<b>Sterling™</b> Wall System	129
<b>Retaining Wall Accessory</b> Products	133

## Comfort Block®

<b>Masonry Wall Systems</b>	137
-----------------------------	-----

## Resources

<b>Borders &amp; Accents</b>	155
<b>Colors</b>	157
<b>Paving Stones</b> Laying Styles	158
<b>Circle Kit</b> Installation Instructions	159
<b>Transferable Lifetime Warranty</b>	160
<b>Engineering</b> of a Genest Paving Stone	163

Colors in photos may vary from actual product. Please ask your dealer or Genest representative for an actual sample. Pick from multiple pallets to ensure proper blending when installing pavers.





# A Legacy of Quality and Innovation Since 1927

At Genest, we believe every project begins with a solid foundation. For nearly a century, our family-owned company has proudly crafted high-quality concrete products in Sanford, Maine. Now with three retail centers in the state of Maine and an extensive authorized dealer network across New England, we're deeply rooted in the values of craftsmanship, innovation, and service.

## WHY CHOOSE GENEST PAVING AND WALL STONES?

### Superior Durability

Our products undergo rigorous in-house testing and exceed ASTM standards, ensuring that they withstand New England's toughest conditions — including freeze-thaw cycles and extreme weather (p. 163).

### Sustainable Manufacturing

Our low-carbon G-mix formula (p.1) sets us apart as a leader in sustainable concrete solutions, helping you to lower the environmental impact of your project.

### Versatile Design Options

We offer a wide range of styles, colors, and textures to complement any outdoor design, from clean and contemporary commercial spaces to rustic backyard retreats.

### Trusted Expertise & Support

Our team is dedicated to helping contractors, landscapers, and homeowners succeed. With personalized guidance and local expertise, we're here to support your projects every step of the way — and the structural integrity of our paving stones and landscaping walls is backed by a lifetime warranty for residential applications (p. 160).



## CRAFTING YOUR OUTDOOR VISION

With the strength and durability of Genest paving and wall stones, you can turn your dream outdoor space into a lasting reality. Explore our collection and discover the difference of working with a company that combines generations of experience with a forward-thinking approach.





# Paving Stones



Designed to withstand New England’s harshest conditions, our pavers exceed ASTM standards, offering long-lasting performance you can trust. Our patented **Duracon™** technology combines a smooth architectural finish with superior strength and weather resistance, backed by a **lifetime warranty** for residential applications.

With our advanced **G-mix** formula and eco-conscious manufacturing practices, Genest leads the industry in producing low-carbon paving stones—empowering you to reduce your project’s environmental impact without sacrificing durability or style.

Genest paving stones are available in a wide range of colors, textures, and styles to bring architectural cohesion to your outdoor space in stunning patios, walkways, and driveways that add lasting value and curb appeal to your home.

SHOWN: EASTERN BAY STONE IN GRANITE BLEND





# Homeowner’s Guide to Selecting Paving Stones



**DEFINE YOUR PURPOSE**

Most paving stones work beautifully for patios and walkways. However, areas with heavier traffic, like driveways, require a specific thickness relative to paver size for added durability. For your convenience, each paving stone in our catalog lists recommended applications so you can choose with confidence.

**CONSIDER WHETHER YOUR INSTALLATION SHOULD BE PERMEABLE**

In areas with drainage concerns, a permeable paver installation is recommended. Ideal for eco-conscious landscaping and sustainable design, permeable paving allows water to flow through the paver joints and into the ground below, reducing runoff and promoting groundwater recharge. Look for this raindrop symbol next to pavers in our catalog to identify options suitable for permeable installations.

 Stormwater Brick (p. 61) in a permeable installation >>>



**THINK ABOUT SURFACE TEXTURE**

**Smooth Pavers:** Perfect for contemporary styles, smooth pavers provide a comfortable surface for walking as well as furniture placement and stability.

**Textured Pavers:** Pavers with a natural stone texture mimic flagstone or cobblestone for a more rustic look, adding warmth and character to your outdoor space.

**EXPLORE PATTERNS AND LAYOUTS**

**Pattern Options:** Pavers can be laid in a variety of patterns, from classic herringbone and basketweave to contemporary linear arrangements. Experimenting with patterns can add a unique touch to your space, enhancing flow and visual interest. (See p. 158 for sample patterns suitable for various pavers.)

**Border Options:** Borders can add definition to your design. Try using the same paver in a different laying pattern, or choose a contrasting color or style to create a visual frame.

**SELECT THE RIGHT PAVING STONE SIZE FOR YOUR SPACE**



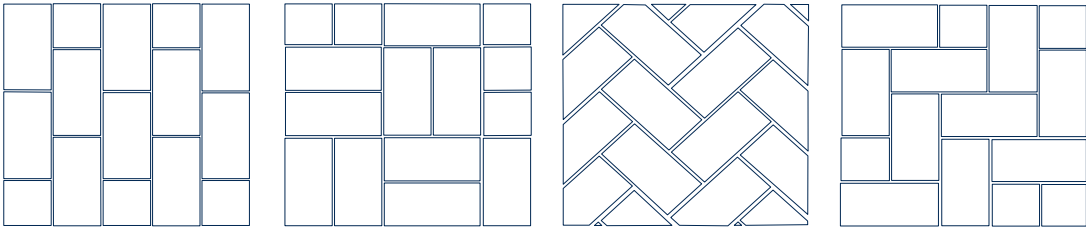
**Large pavers** create a modern, open look, making them perfect for expansive patios or contemporary landscapes. They can also make small spaces appear larger by minimizing joint lines, adding to a clean, seamless design.



**Small pavers** offer flexibility in layout and pattern, ideal for intricate designs and smaller spaces like walkways or garden paths. They’re also easier to handle, which makes them a popular choice for DIY projects.



**Combining paver sizes** within a single area can add depth and a custom feel to your design. This approach works especially well in larger spaces, breaking up expanses of stone and adding visual texture.



**DON’T BE AFRAID TO MIX STYLES AND COLORS**

Enhance your design with a contrasting border, a custom inlay, or a different color or style to define distinct areas. For example, a circle pack with a fire pit makes a striking focal point. Check out p. 154 for inspiring examples.

**Tip: colors in photos may vary, so be sure to ask your dealer or Genest representative for an actual sample!**

**NEED HELP DECIDING?**

Our experts are here to help you bring your vision to life. Whether you’re enhancing curb appeal or creating a backyard oasis, we can make recommendations tailored to your project. Let’s get started on building something extraordinary!








# Katahdin Stone<sup>®</sup>

Katahdin Stone<sup>®</sup> is a versatile 3-piece system with a natural stone texture molded from real Maine stone. Irregular edges and a dimpled texture evoke the timeless charm of colonial cobblestone. Use it in combination with Grand Katahdin Stone<sup>®</sup> or the Circle Pack for additional laying styles.


## COLOR OPTIONS



Granite Blend



Summer Blend



Autumn Blend

- ☒ Driveway
- ☒ Walkway
- ☒ Patio





NATURAL STONE TEXTURE

COBBLESTONE APPEARANCE

PRODUCT INFORMATION

Pallet wt	3,239 lbs
Sq ft per pallet	117.81 sq ft
Layers per pallet	11
Sq ft per layer	10.71 sq ft

3-Piece System  
All three sizes are together on one pallet.



UNIT DIMENSIONS



Height	2 3/8" (60 mm)
Width	4 3/4" (120 mm)
Length	4 3/4" (120 mm)
Units/Pallet	231
Units/Layer	21
Units/Sq ft	6.4
Sq ft/Unit	.15



Height	2 3/8" (60 mm)
Width	4 3/4" (120 mm)
Length	7 1/8" (180 mm)
Units/Pallet	154
Units/Layer	14
Units/Sq ft	4.3
Sq ft/Unit	.23



Height	2 3/8" (60 mm)
Width	4 3/4" (120 mm)
Length	9 1/2" (240 mm)
Units/Pallet	154
Units/Layer	14
Units/Sq ft	3.2
Sq ft/Unit	.31

[VIEW FULL GALLERY](#)








# Grand Katahdin Stone<sup>®</sup>

Molded from real Maine stone, Grand Katahdin Stone<sup>™</sup> offers a larger cobblestone look with a dimpled texture and irregular edges. These larger stone sizes offer additional design possibilities for patios and walkways. Grand Katahdin also can be used in combination with Katahdin Stone<sup>®</sup> for additional laying style options.

## COLOR OPTIONS



Granite Blend



Summer Blend



Autumn Blend

- ☒ Walkway
- ☒ Patio





NATURAL STONE TEXTURE

COBBLESTONE APPEARANCE

PRODUCT INFORMATION

Pallet wt	3,422 lbs
Sq ft per pallet	124 sq ft
Layers per pallet	10
Sq ft per layer	12.4 sq ft

3-Piece System  
All three sizes are together on one pallet.

**Grand Katahdin Stone™ is not intended for vehicular traffic.**



UNIT DIMENSIONS



Height	2 3/8" (60 mm)
Width	9 1/2" (240 mm)
Length	4 3/4" (120 mm)
Units/Pallet	60
Units/Layer	6
Units/Sq ft	3.2
Sq ft/Unit	.31



Height	2 3/8" (60 mm)
Width	9 1/2" (240 mm)
Length	9 1/2" (240 mm)
Units/Pallet	80
Units/Layer	8
Units/Sq ft	1.6
Sq ft/Unit	.62



Height	2 3/8" (60 mm)
Width	9 1/2" (240 mm)
Length	14 1/4" (360 mm)
Units/Pallet	60
Units/Layer	6
Units/Sq ft	1.06
Sq ft/Unit	.94



[VIEW FULL GALLERY](#)








# Circle Pack

The Circle Pack has the same natural stone texture as Katahdin Stone, which can be used to expand the outer diameter of the circle if needed. One pallet will produce two 7' circles or one 9' 10" circle (4 layers per 7' circle).

### COLOR OPTIONS



Granite Blend



Summer Blend

- ☒ Walkway
- ☒ Patio





NATURAL STONE TEXTURE

ACCENTS & PATTERNS TO ENHANCE DESIGN

PRODUCT INFORMATION

Pallet wt	2,141 lbs
Sq ft per pallet	82.5 sq ft
Layers per pallet	8
Sq ft per layer	10.31 sq ft

5-Piece System  
All five sizes are together on one pallet.



UNIT DIMENSIONS



Center Piece

Height	2 3/8" (60 mm)
Units/Pallet	8
Units/Layer	1



Large Wedge

Height	2 3/8" (60 mm)
Units/Pallet	16
Units/Layer	2



Small Wedge

Height	2 3/8" (60 mm)
Units/Pallet	240
Units/Layer	30



Square

Height	2 3/8" (60 mm)
Units/Pallet	104
Units/Layer	13



Rectangle

Height	2 3/8" (60 mm)
Units/Pallet	80
Units/Layer	10

Please allow some spacing between stones when installing. Spare stones are included in each pallet.  
**See diagram on p. 159 for installation tips.**



[VIEW FULL GALLERY](#)








# Tidewater Stone<sup>®</sup>



Tidewater Stone<sup>®</sup>'s unique design makes it suitable for traditional paver installations and as a permeable paver for storm water management. Because of this, it is a favorite for driveway installations. The eye-catching 4-piece sizing makes it a great choice for any outdoor living space.

## COLOR OPTIONS




Granite Blend



Summer Blend

- ☒ Driveway
- ☒ Walkway
- ☒ Patio





CLASSIC LOOK

STORMWATER MANAGEMENT

PRODUCT INFORMATION

Special Order

Pallet wt	3,113 lbs
Sq ft per pallet	86.40 sq ft
Layers per pallet	9
Sq ft per layer	9.6 sq ft

4-Piece System  
All four sizes are together on one pallet.



SPECIAL ORDER ONLY

Contact us for details. Minimum quantities apply.

UNIT DIMENSIONS



Height	3 1/8" (80 mm)
Width	5 1/4" (134 mm)
Length	3 1/2" (89 mm)
Units/Pallet	90
Units/Layer	10
Units/Sq ft	5.76
Sq ft/Unit	.18



Height	3 1/8" (80 mm)
Width	5 1/4" (134 mm)
Length	5 1/4" (134 mm)
Units/Pallet	108
Units/Layer	12
Units/Sq ft	5.22
Sq ft/Unit	.19



Height	3 1/8" (80 mm)
Width	5 1/4" (134 mm)
Length	7" (179 mm)
Units/Pallet	90
Units/Layer	10
Units/Sq ft	3.92
Sq ft/Unit	.25



Height	3 1/8" (80 mm)
Width	5 1/4" (134 mm)
Length	10 1/2" (269 mm)
Units/Pallet	81
Units/Layer	9
Units/Sq ft	2.61
Sq ft/Unit	.38



Becomes permeable when installed according to ICPI specifications for permeable pavements with open-graded base and sub-base for infiltration and storage.



[VIEW FULL GALLERY](#)








# Eastern Bay Stone<sup>®</sup>



Eastern Bay Stone<sup>™</sup> is a versatile single-sized paving stone designed for conventional paver installations as well as permeable paving systems for storm water management.

Eastern Bay Stone<sup>™</sup> has a natural stone texture for a classic look and is beautiful installed alone or as a border.


## COLOR OPTIONS



Charcoal



Summer Blend\*



Granite Blend\*

- ☒ Driveway
- ☒ Walkway
- ☒ Patio
- ☒ Borders





PRODUCT INFORMATION

Pallet wt	3,273 lbs
Sq ft per pallet	128 sq ft
Layers per pallet	10
Sq ft per layer	12.8 sq ft



UNIT DIMENSIONS



Height	2 3/8" (60 mm)
Width	4 3/4" (120 mm)
Length	9 1/2" (240 mm)
Units/Pallet	400
Units/Layer	40
Units/Sq ft	3.2
Sq ft/Unit	.31



Becomes permeable when installed according to ICPI specifications for permeable pavements with open-graded base and sub-base for infiltration and storage.



PERFECT FOR BORDERS

STORMWATER MANAGEMENT



[VIEW FULL GALLERY](#)








# Baxter Stone<sup>®</sup>

Baxter Stone<sup>®</sup> is a favorite choice for creating a rustic look. The signature edges of this paver imitate the curved waves of natural stone. The versatility of the 4-piece system makes a beautiful walkway, driveway or patio.

### COLOR OPTIONS



Granite Blend



Earth Blend

- ☒ Driveway
- ☒ Walkway
- ☒ Patio





VERSATILITY

SIGNATURE CURVED EDGES

PRODUCT INFORMATION

Pallet wt	3,333 lbs
Sq ft per pallet	121 sq ft
Layers per pallet	11
Sq ft per layer	11 sq ft

4-Piece System  
All four sizes are together on one pallet.



UNIT DIMENSIONS



Height	2 3/8" (60mm)
Width	5 1/2" (140 mm)
Length	4" (104 mm)
Units/Pallet	132
Units/Layer	12
Units/Sq ft	6.66
Sq ft/Unit	.15



Height	2 3/8" (60 mm)
Width	5 1/2" (140 mm)
Length	5 1/2" (140 mm)
Units/Pallet	132
Units/Layer	12
Units/Sq ft	5
Sq ft/Unit	.20



Height	2 3/8" (60 mm)
Width	5 1/2" (140 mm)
Length	8" (209 mm)
Units/Pallet	99
Units/Layer	9
Units/Sq ft	3.22
Sq ft/Unit	.31



Height	2 3/8" (60mm)
Width	5 1/2" (140 mm)
Length	11" (279 mm)
Units/Pallet	99
Units/Layer	9
Units/Sq ft	2.44
Sq ft/Unit	.41

VIEW FULL GALLERY








# Grand Baxter Stone™



Grand Baxter Stone™ has larger stone sizing, a texture of natural stone, and a curved edge. This versatile 3-piece system can also be installed as a permeable system for storm water management.

For additional traditional laying style options, combine with Baxter Stone®.

## COLOR OPTIONS



Granite Blend



Earth Blend

- ☒ Walkway
- ☒ Patio





SIGNATURE CURVED EDGES

STORMWATER MANAGEMENT

PRODUCT INFORMATION

Pallet wt	2,676 lbs
Sq ft per pallet	97.35 sq ft
Layers per pallet	11
Sq ft per layer	8.85 sq ft

3-Piece System  
All three sizes are together on one pallet.

**Grand Baxter Stone™ is not intended for vehicular traffic.**



UNIT DIMENSIONS



Height	2 3/8" (60 mm)
Width	11" (280 mm)
Length	5 1/2" (140 mm)
Units/Pallet	44
Units/Layer	4
Units/Sq ft	2.38
Sq ft/Unit	.42



Height	2 3/8" (60 mm)
Width	11" (280 mm)
Length	11" (280 mm)
Units/Pallet	44
Units/Layer	4
Units/Sq ft	1.19
Sq ft/Unit	.84



Height	2 3/8" (60 mm)
Width	11" (280 mm)
Length	16 1/2" (420 mm)
Units/Pallet	33
Units/Layer	3
Units/Sq ft	1.26
Sq ft/Unit	1.26







# Tradeport Stone<sup>®</sup>


Tradeport Stone<sup>™</sup> offers a larger size stone with a classic look. Smooth texture and clean lines add appeal and distinction to any landscape project.

Also available for special order in 80mm height for residential driveways and commercial applications.

## COLOR OPTIONS



Granite Blend



Summer Blend

- ☒ **Driveway (80mm)**
- ☒ **Walkway**
- ☒ **Patio**





SMOOTH TEXTURE

CLEAN LINES

PRODUCT INFORMATION

3-Piece System  
All three sizes are together on one pallet.

**Tradeport Stone™ in 60 mm is not intended for vehicular traffic.**

**Special order 80mm Tradeport Stone™ can be used in light vehicular applications such as a residential driveway.**



60 mm

Pallet wt		3,259 lbs	Layers per pallet		11
Sq ft per pallet		114.4 sq ft	Sq ft per layer		10.4 sq ft
<div></div>			<div></div>		<div></div>
Height	2 3/8" (60 mm)		Height	2 3/8" (60 mm)	
Width	7 7/8" (200 mm)		Width	7 7/8" (200 mm)	
Length	7 7/8" (200 mm)		Length	11 13/16" (300 mm)	
Units/Pallet	44		Units/Pallet	88	
Units/Layer	4		Units/Layer	8	
Units/Sq ft	2.38		Units/Sq ft	1.56	
Sq ft/Unit	.42		Sq ft/Unit	.64	

80 mm

NEW FOR 2025! 80 MM TRADEPORT AVAILABLE BY SPECIAL ORDER

Pallet wt	3,490 lbs	Layers per pallet	9
Sq ft per pallet	93.6 sq ft	Sq ft per layer	10.4 sq ft

Height	3 1/8" (80 mm)
Width	7 7/8" (200 mm)
Length	7 7/8" (200 mm)
Units/Pallet	36
Units/Layer	4
Units/Sq ft	2.38
Sq ft/Unit	.42

Height	3 1/8" (80 mm)
Width	7 7/8" (200 mm)
Length	11 13/16" (300 mm)
Units/Pallet	72
Units/Layer	8
Units/Sq ft	1.56
Sq ft/Unit	.64

Height	3 1/8" (80 mm)
Width	7 7/8" (200 mm)
Length	15 3/4" (400 mm)
Units/Pallet	36
Units/Layer	4
Units/Sq ft	1.18
Sq ft/Unit	.85

VIEW FULL GALLERY








# Camden Bay Stone<sup>®</sup> (“HI-Pack”)

Camden Bay Stone offers the appearance of natural cobblestone with a smooth surface. Now packaged as a two-piece system, the “HI Pack” contains the ratio of rectangular and square units that most effectively accommodates an H or I pattern.


### COLOR OPTIONS



Granite Blend



Summer Blend



Charcoal

- ✓ Driveway
- ✓ Walkway
- ✓ Patio
- ✓ Borders





TWO-PIECE SYSTEM

NATURAL COBBLESTONE APPEARANCE

PRODUCT INFORMATION

Pallet wt.	3,229 lbs
Sq ft per pallet	115.5 sq ft
Layers per pallet	11
Sq ft per layer	10.5 sq ft

2-Piece System  
Both sizes are together on one pallet. The “HI Pack” contains the ratio of rectangular and square units that most effectively accommodates an H or I pattern.



UNIT DIMENSIONS



Height	2 3/8" (60mm)
Width	6" (152 mm)
Length	6" (152 mm)
Units/Pallet	132
Units/Layer	12
Units/Sq ft	4
Sq ft/Unit	.25



Height	2 3/8" (60 mm)
Width	6" (152 mm)
Length	9" (229 mm)
Units/Pallet	220
Units/Layer	20
Units/Sq ft	2.67
Sq ft/Unit	.375



[VIEW FULL GALLERY](#)







# Harborline Brick<sup>®</sup>

Harborline Brick<sup>®</sup> has all the subtle characteristics and color combinations of an old handmade brick. Perfect for walkways, patios, and driveways, this paver will add a touch of class and charm to any New England home.

### COLOR OPTIONS



Cumberland Blend

- ✓ **Driveway**
- ✓ **Walkway**
- ✓ **Patio**
- ✓ **Borders**





PRODUCT INFORMATION

Pallet wt	3,460 lbs
Sq ft per pallet	120 sq ft
Layers per pallet	10
Sq ft per layer	12 sq ft



UNIT DIMENSIONS



Height	2 3/8" (60 mm)
Width	4" (100 mm)
Length	8" (200 mm)
Units/Pallet	540
Units/Layer	54
Units/Sq ft	4.5
Sq ft/Unit	.22



OLD-WORLD CHARM

SUBTLE WIRE-CUT CHARACTERISTICS



[VIEW FULL GALLERY](#)







# Hollandstone

Hollandstone paving stones beautifully combine the traditional look of clay brick with the durability of concrete. Available in multiple color blends, Hollandstone pavers offer a wealth of design possibilities for driveways, walkways, and patios.

### COLOR OPTIONS



Granite Blend



Charcoal



Cumberland Blend

- ☒ **Driveway**
- ☒ **Walkway**
- ☒ **Patio**
- ☒ **Borders**





DURABLE

TRADITIONAL LOOK OF CLAY BRICK

60 mm

Pallet wt	3,460 lbs
Sq ft per pallet	120 sq ft
Layers per pallet	10
Sq ft per layer	12 sq ft



Height	2 3/8" (60 mm)	Units/Layer	54
Width	4" (100 mm)	Units/Sq ft	4.5
Length	8" (200 mm)	Sq ft/Unit	.22
Units/Pallet	540		



80 mm *Special order only (13 cube minimum)*

Special Order

Pallet wt	3,130 lbs
Sq ft per pallet	85.36 sq ft
Layers per pallet	8
Sq ft per layer	10.67 sq ft



Height	3 1/8" (80 mm)	Units/Layer	48
Width	4" (100 mm)	Units/Sq ft	4.5
Length	8" (200 mm)	Sq ft/Unit	.22
Units/Pallet	384		

[VIEW FULL GALLERY](#)







# Stormwater Brick<sup>®</sup>




Stormwater Brick<sup>®</sup> used as part of a permeable pavement system is an excellent way to control water runoff. Stormwater Brick collects and properly handles storm water, providing a functional and attractive paving solution for commercial or residential applications.

## COLOR OPTIONS



Cumberland Blend




Granite Blend

\* Other Special Order Colors  
Also Available!

- ☒ **Driveway**
- ☒ **Walkway**
- ☒ **Patio**





CONTROLS WATER RUNOFF

SPECIAL ORDER ONLY

PRODUCT INFORMATION

Special Order

Pallet wt	2,711 lbs
Sq ft per pallet	78.24 sq ft
Layers per pallet	8
Sq ft per layer	9.78 sq ft

4" x 8" and 4" x 4" all on one pallet.  
Each layer contains 6 half units.



UNIT DIMENSIONS



Height	3 1/8" (80 mm)
Width	4" (100 mm)
Length	8" (200 mm)
Units/Pallet	328
Units/Layer	41
Units/Sq ft	4.5
Sq ft/Unit	.22



Height	3 1/8" (80 mm)
Width	4" (100 mm)
Length	4" (100 mm)
Units/Pallet	48
Units/Layer	6
Units/Sq ft	9
Sq ft/Unit	.11

SPECIAL ORDER ONLY

Multiple colors available.  
Contact us for details.  
Minimum quantities apply.



Becomes permeable when installed according to ICPI specifications for permeable pavements with open-graded base and sub-base for infiltration and storage.



[VIEW FULL GALLERY](#)








# Sebago Stone<sup>®</sup>




Sebago Stone™ features Genest's signature riven-faced texture resembling natural stone in a versatile 3-piece system. It is the perfect size for a driveway, patio, or walkway in a permeable or traditional installation. Create even more interesting and dramatic patio styles by using Sebago Stone in combination with Jordan Bay Flagging.

## COLOR OPTIONS



Granite Blend



Summer Blend

- ☒ Driveway
- ☒ Walkway
- ☒ Patio





PERFECT FOR DRIVEWAYS

VERSATILE SIZING WITH STONE TEXTURE

PRODUCT INFORMATION

Pallet wt	3,178 lbs
Sq ft per pallet	113.74 sq ft
Layers per pallet	11
Sq ft per layer	10.34 sq ft

3-Piece System  
All three sizes are together on one pallet.



UNIT DIMENSIONS



Height	2 3/8" (60 mm)
Width	7 7/8" (200 mm)
Length	3 15/16" (100 mm)
Units/Pallet	121
Units/Layer	11
Units/Sq ft	4.6
Sq ft/Unit	.22



Height	2 3/8" (60 mm)
Width	7 7/8" (200 mm)
Length	7 7/8" (200 mm)
Units/Pallet	88
Units/Layer	8
Units/Sq ft	2.3
Sq ft/Unit	.43



Height	2 3/8" (60 mm)
Width	7 7/8" (200 mm)
Length	11 3/16" (300 mm)
Units/Pallet	77
Units/Layer	7
Units/Sq ft	1.5
Sq ft/Unit	.65



Becomes permeable when installed according to ICPI specifications for permeable pavements with open-graded base and sub-base for infiltration and storage.

[VIEW FULL GALLERY](#)








# Windham Ridge Flagging®

Windham Ridge Flagging™ has a riven-faced texture to simulate natural stone without the inconsistent thickness. The large-scale pieces offer a clean, modern look for a patio, walkway, or poolscape.

## COLOR OPTIONS



Granite Blend



Summer Blend



Autumn Blend

- ☒ Walkway
- ☒ Patio





CLEAN, MODERN LOOK

SIMULATES NATURAL STONE

PRODUCT INFORMATION

3-Piece System. All three sizes are together on one pallet.

**Roller Compactor Recommended**

**Windham Ridge Flagging™ 60 mm is not intended for use in driveways or other vehicular applications.**

**Special order 90mm Windham Ridge Flagging™ can be used in light vehicular applications such as a residential driveway.**



60 mm

Pallet wt	3,230 lbs	Layers per pallet	11
Sq ft per pallet	114.73 sq ft	Sq ft per layer	10.43 sq ft
<div><div></div><div></div><div></div></div>			
Height	2 3/8" (60 mm)	Height	2 3/8" (60 mm)
Width	14 3/16" (360 mm)	Width	14 3/16" (360 mm)
Length	7 1/16" (180 mm)	Length	14 3/16" (360 mm)
Units/Pallet	33	Units/Pallet	33
Units/Layer	3	Units/Layer	3
Units/Sq ft	1.44	Units/Sq ft	.71
Sq ft/Unit	.69	Sq ft/Unit	1.40
Height	2 3/8" (60 mm)	Height	2 3/8" (60 mm)
Width	14 3/16" (360 mm)	Width	14 3/16" (360 mm)
Length	21 1/4" (540 mm)	Length	21 1/4" (540 mm)
Units/Pallet	22	Units/Pallet	22
Units/Layer	2	Units/Layer	2
Units/Sq ft	.48	Units/Sq ft	.48
Sq ft/Unit	2.09	Sq ft/Unit	2.09

90 mm

NEW FOR 2025! 90 MM WINDHAM RIDGE AVAILABLE BY SPECIAL ORDER			
Pallet wt	3,478 lbs	Layers per pallet	8
Sq ft per pallet	83.44 sq ft	Sq ft per layer	10.43 sq ft
<div><div></div><div></div><div></div></div>			
Height	3 1/2" (90 mm)	Height	3 1/2" (90 mm)
Width	14 3/16" (360 mm)	Width	14 3/16" (360 mm)
Length	7 1/16" (180 mm)	Length	14 3/16" (360 mm)
Units/Pallet	24	Units/Pallet	24
Units/Layer	3	Units/Layer	3
Units/Sq ft	1.44	Units/Sq ft	.71
Sq ft/Unit	.69	Sq ft/Unit	1.40
Height	3 1/2" (90 mm)	Height	3 1/2" (90 mm)
Width	14 3/16" (360 mm)	Width	14 3/16" (360 mm)
Length	21 1/4" (540 mm)	Length	21 1/4" (540 mm)
Units/Pallet	16	Units/Pallet	16
Units/Layer	2	Units/Layer	2
Units/Sq ft	.48	Units/Sq ft	.48
Sq ft/Unit	2.09	Sq ft/Unit	2.09

VIEW FULL GALLERY








# Blackwater River Stone<sup>®</sup>



Blackwater River Stone™ is a single-sized stone with the same riven-faced texture as our popular Windham Ridge Flagging™. It is an excellent choice for borders and accents and can also be used alone in walkways and patios in either a running bond or herringbone laying style.

## COLOR OPTIONS



Charcoal



Summer Blend\*



Granite Blend\*

- ☒ Walkway
- ☒ Patio
- ☒ Border

\*Call for Availability





PRODUCT INFORMATION

Pallet wt	3,280 lbs
Sq ft per pallet	115.17 sq ft
Layers per pallet	11
Sq ft per layer	10.47 sq ft

***Roller Compactor Recommended***  
**Blackwater River Stone™ is not intended for use in driveways or other vehicular applications.**



UNIT DIMENSIONS

Height	2 3/8" (60 mm)
Width	14 3/16" (360 mm)
Length	7 1/16" (180 mm)
Units/Pallet	165
Units/Layer	15
Units/Sq ft	1.44
Sq ft/Unit	.69



Becomes permeable when installed according to ICPI specifications for permeable pavements with open-graded base and sub-base for infiltration and storage.



CLEAN, MODERN LOOK

SIMULATES NATURAL STONE



[VIEW FULL GALLERY](#)








# Jordan Bay Flagging®

Jordan Bay Flagging is perfect for an entryway, backyard patio, pool deck, or outdoor entertainment area. The single-size stones with a riven-faced texture create a stunning appearance on their own or can be mixed with our Sebago Stone for even more design possibilities.

## COLOR OPTIONS



Granite Blend



Summer Blend

- ☒ Walkway
- ☒ Patio





MODERN DESIGN

RIVEN-FACED TEXTURE

PRODUCT INFORMATION

Pallet wt	2,911 lbs
Sq ft per pallet	106.2 sq ft
Layers per pallet	10
Sq ft per layer	10.62 sq ft

***Roller Compactor Recommended***  
**Jordan Bay Flagging is not intended for use in driveways or other vehicular applications.**



UNIT DIMENSIONS

Height	2 3/8" (60 mm)
Width	16" (406 mm)
Length	16" (406 mm)
Units/Pallet	60
Units/Layer	6
Units/Sq ft	.56
Sq ft/Unit	1.77



[VIEW FULL GALLERY](#)








# Lexington Park Tile<sup>®</sup>

Lexington Park Tile's larger size makes it a perfect choice for an entryway, backyard patio, pool deck, or outdoor entertainment area. With its smooth texture and clean lines, these slab stones create a stunning, contemporary appearance.

### COLOR OPTIONS



Natural



Granite Blend



Summer Blend

- ☒ Walkway
- ☒ Patio





CLEAN LINES

SMOOTH TEXTURE

PRODUCT INFORMATION

Pallet wt	2,687 lbs
Sq ft per pallet	96 sq ft
Layers per pallet	6
Sq ft per layer	16 sq ft

***Roller Compactor Recommended***  
**Lexington Park Tile is not intended for use in driveways or other vehicular applications.**



UNIT DIMENSIONS

Height	2 3/8" (60 mm)
Width	24" (600 mm)
Length	24" (600 mm)
Units/Pallet	24
Units/Layer	4
Units/Sq ft	.25
Sq ft/Unit	4



[VIEW FULL GALLERY](#)








# Portland Plaza Stone®




Portland Plaza large-format stones are some of the toughest pavers available in the United States. Designed for heavy traffic areas, such as driveways and village squares, they have a clean, modern look that's sure to add appeal to any large-scale project. When installed in a permeable application, Portland Plaza is an excellent choice for storm water management.

## COLOR OPTIONS



Granite Blend



Summer Blend

\* Other Special Order Colors  
Also Available!

- ☒ **Patio**
- ☒ **Driveway**
- ☒ **Commercial Projects**



Special  
Order

SPECIAL ORDER ONLY

Several colors are available.  
Contact us for details.  
Minimum quantities apply.



Becomes permeable when installed according to ICPI specifications for permeable pavements with open-graded base and sub-base for infiltration and storage.



LARGE-SCALE ELEGANCE

STORMWATER MANAGEMENT

PRODUCT INFORMATION

Pallet wt.	3,294 lbs	Layers per pallet	5
Sq ft per pallet	60 sq ft	Sq ft per layer	12 sq ft

100 mm x 400 mm  
UNIT DIMENSIONS



Height	4 3/4" (120 mm)	Units/Layer	27
Width	3 15/16" (100 mm)	Units/Sq ft	2.24
Length	15 3/4" (400 mm)	Sq ft/Unit	.44
Units/Pallet	135	Unit Wt	24.4 lbs

Pallet wt.	2,950 lbs	Layers per pallet	5
Sq ft per pallet	51.6 sq ft	Sq ft per layer	10.32 sq ft

200 mm x 400 mm  
UNIT DIMENSIONS



Height	4 3/4" (120 mm)	Units/Layer	12
Width	7 7/8" (200 mm)	Units/Sq ft	1.16
Length	15 3/4" (400 mm)	Sq ft/Unit	.86
Units/Pallet	60	Unit Wt	48.8 lbs

400 mm x 600 mm  
UNIT DIMENSIONS



Height	4 3/4" (120 mm)	Units/Layer	4
Width	15 3/4" (400 mm)	Units/Sq ft	.39
Length	23 5/8" (600 mm)	Sq ft/Unit	2.58
Units/Pallet	20	Unit Wt	145.45 lbs

400 mm x 400 mm  
UNIT DIMENSIONS



Height	4 3/4" (120 mm)	Units/Layer	6
Width	15 3/4" (400 mm)	Units/Sq ft	.58
Length	15 3/4" (400 mm)	Sq ft/Unit	1.72
Units/Pallet	30	Unit Wt	96.97 lbs

600 mm x 800 mm  
UNIT DIMENSIONS



Height	4 3/4" (120 mm)	Units/Layer	2
Width	23 5/8" (600 mm)	Units/Sq ft	.19
Length	31 1/2" (800 mm)	Sq ft/Unit	5.17
Units/Pallet	10	Unit Wt	290.9 lbs



[VIEW FULL GALLERY](#)








# Chamberlain Stone<sup>®</sup>

Chamberlain Stone™ creates contrast and definition for a sleek, modern look. With its clean lines and smooth texture, this three-piece system is perfect for patios, poolsides, and outdoor entertainment areas.


## COLOR OPTIONS



Granite Blend



Summer Blend



Autumn Blend

- ☒ Walkway
- ☒ Patio





SMOOTH TEXTURE

CLEAN, MODERN LOOK

PRODUCT INFORMATION

Pallet wt	3,230 lbs
Sq ft per pallet	114.73 sq ft
Layers per pallet	11
Sq ft per layer	10.43 sq ft

3-Piece System  
All three sizes are together on one pallet.

***Roller Compactor Recommended***  
**Chamberlain Stone™ is not intended for use in driveways or other vehicular applications.**



UNIT DIMENSIONS



Height	2 3/8" (60 mm)
Width	14 3/16" (360 mm)
Length	7 1/16" (180 mm)
Units/Pallet	33
Units/Layer	3
Units/Sq ft	1.44
Sq ft/Unit	.69



Height	2 3/8" (60 mm)
Width	14 3/16" (360 mm)
Length	14 3/16" (360 mm)
Units/Pallet	33
Units/Layer	3
Units/Sq ft	.71
Sq ft/Unit	1.40



Height	2 3/8" (60 mm)
Width	14 3/16" (360 mm)
Length	21 1/4" (540 mm)
Units/Pallet	22
Units/Layer	2
Units/Sq ft	.48
Sq ft/Unit	2.09



[VIEW FULL GALLERY](#)








# Duragreen



The open grid design of Duragreen® stones make them the natural choice for projects where erosion control, soil stabilization, and the maintenance of green areas is important. Duragreen® can be used for driveways, boat ramps, shoreline stabilization, and service access lanes. Topsoil and grass or aggregate can be placed in the 3" x 3" grid openings.

## COLOR OPTIONS



Natural

- ☒ **Walkway**
- ☒ **Patio**
- ☒ **Driveway**





TURF PAVING SYSTEM

STORM WATER MANAGEMENT

PRODUCT INFORMATION

Pallet wt	1,861 lbs
Sq ft per pallet	72.8 sq ft
Layers per pallet	7
Sq ft per layer	10.4 sq ft


**Note:** *Duragreen® Stones are not covered by the Genest Lifetime Warranty.*



UNIT DIMENSIONS

	Height	3 5/8" (90 mm)
	Width	15 3/8" (390 mm)
	Length	23 3/4" (600 mm)
	Units/Pallet	28
	Units/Layer	4
	Sq ft/Unit	2.56

STACKED BOND



**Important:**  
Install with grooved face up.



Becomes permeable when installed according to ICPI specifications for permeable pavements with open-graded base and sub-base for infiltration and storage.



[VIEW FULL GALLERY](#)





# Outdoor Living

.....

Bring warmth and a gathering space to your back yard with a Genest fire pit. Available in multiple styles and color blends to complement any landscape, Genest fire pits create inviting spaces to relax and entertain year-round. Easy to install and built to last, our fire pits make it simple to add a cozy, functional feature to your outdoor space that friends and family will enjoy for years to come.

ROUND GENEST FIRE PIT WITH GRAND KATAHDIN PATIO







# Square Fire Pit

Genest's square outdoor fire pit has a modern design with capstones for a finished look and comes in two standard color blends to accent your landscape. Made with solid block construction and easy to assemble, it will be a family favorite for years to come.

COLOR OPTIONS



Granite Blend



Earth Blend



# Square Fire Pit



EASY TO ASSEMBLE

NATURAL STONE TEXTURE

## PRODUCT INFORMATION

Pallet wt	1,620 lbs
A standard square fire pit consists of concrete blocks and caps and comes assembled as a kit on a pallet. Metal insert is required but sold separately. <i>Must be removed from pallet and installed per local fire codes.</i>	

## FIRE PIT DIMENSIONS

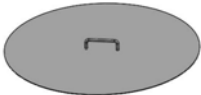
Outside dimensions	49" x 49" x 15"
Inside dimensions	24" x 24"

*It is important to read the Genest Outdoor Fire Pit installation instructions before you build or use the fire pit. Please ask your Genest dealer for a copy of the installation instructions. Consult your local fire department for regulations.*


## Accessory Items (Sold Separately)



METAL INSERT  
Required for Genest Round Fire Pits.



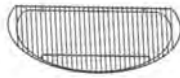
STEEL LIDS  
Keep Weather Out.



STAINLESS STEEL SCREEN



PREMIUM STAINLESS STEEL  
COOKING GRATE



HEAVY GAUGE STEEL  
COOKING GRATE



SMOKELESS INSERTS



[VIEW FULL GALLERY](#)







## Round Fire Pit

Nothing brings people together like a campfire! Genest's round outdoor fire pit is easy to set up and comes in two color blends to match all Genest patio pavers. The round fire pit design pairs beautifully with our Circle Pack paving stones!

### COLOR OPTIONS



Granite Blend



Earth Blend



# Round Fire Pit



EASY TO ASSEMBLE

NATURAL STONE TEXTURE

### PRODUCT INFORMATION

Pallet wt	3,300 lbs
Layers per pallet	6

A standard round fire pit consists of 48 Genest fire pit blocks (4 courses with the first course being buried). A metal insert is required but sold separately.

### UNIT DIMENSIONS

Height	4" (102 mm)	Units/Pallet	144
Depth	7" (178 mm)	Units/Layer	24
Length	11 1/2" (292 mm)	Unit wt	21 lbs

### FIRE PIT DIMENSIONS

Outside diameter	44"
Inside diameter	30



*It is important to read the Genest Outdoor Fire Pit installation instructions before you build or use the fire pit. Please ask your Genest dealer for a copy of the installation instructions. Consult your local fire department for regulations.*

### Accessory Items (Sold Separately)



METAL INSERT  
Required for Genest Round Fire Pits.



STEEL LIDS  
Keep Weather Out.



STAINLESS STEEL SCREEN



PREMIUM STAINLESS STEEL  
COOKING GRATE



HEAVY GAUGE STEEL  
COOKING GRATE



SMOKELESS INSERTS



[VIEW FULL GALLERY](#)





# Landscaping Walls



Landscaping walls are not just for the perimeter of your property but are essential for guiding the contour of the landscape, preventing soil erosion, managing grade changes, and defining functional spaces within your yard.

If your home is set on a hill, retaining walls are key for sloped yard landscaping that protects your lawn and garden, allows for proper drainage, and gives you more usable space. Conversely, in large open yards, freestanding walls divide garden from patio, outdoor dining, lawn, and more to create aesthetically dynamic and useful spaces. The right wall can dramatically enhance the functionality and beauty of your outdoor areas.

As a proud ANCHOR DIAMOND<sup>SM</sup> licensed manufacturer, Genest offers high-quality wall systems known for their strength, versatility, and enduring performance. All Genest wall stones are manufactured with our low-carbon G-mix formula.

DIAMOND RETAINING WALL IN GRANITE BLEND





# Homeowner’s Guide to Landscaping Walls



## RETAINING WALLS

A retaining wall is engineered to restrain soil to a slope that it would not naturally keep to. It is essential in preventing erosion, managing water runoff, and creating flat spaces from sloped surfaces—making it possible to have usable garden beds, patios, or even lawns on uneven terrain.

Due to the significant load they support, retaining walls require meticulous planning and precise construction to ensure stability and longevity. Depending on height and application, some retaining walls must be designed by a licensed engineer. Homeowners should always work with professional contractors who specialize in retaining wall installation to guarantee that these structures not only perform their intended function but do so safely and effectively.



## FREESTANDING WALLS

Freestanding walls serve as decorative elements in a landscape, providing structure and definition without retaining soil. These walls are versatile additions to any outdoor space, ideal for delineating areas like outdoor kitchens, seating areas, or garden perimeters. Beyond defining different zones of your yard, they also enhance the landscape’s visual appeal and can even be used as additional seating.

Freestanding walls contribute to a neat, organized outdoor environment, helping to separate and frame various sections of a garden or yard. Depending on the desired thickness of your freestanding wall, look for wall blocks that are double sided like those in the Sterling Wall System to ensure both sides meet your aesthetic vision.



Evaluating your landscape’s specific needs will help you determine whether a retaining wall, a freestanding wall, or a combination of both is necessary. If your yard features uneven terrain or slopes, a retaining wall will be crucial for creating level, usable areas. For flat landscapes, freestanding walls can add character and definition to otherwise open spaces.





## Highland Stone® Retaining Wall

Create a natural stone appearance with a Highland Stone® Retaining Wall. This 6" wall system combines earth tones, rich textures, varied contours, and all the advantages of the structurally sound rear lip locating system, making it reliable and easy to install.

### COLOR OPTIONS



Earth Blend



Granite Blend





**VARIED CONTOURS**

**NATURAL STONE TEXTURE**

PRODUCT INFORMATION

Pallet wt	3,045 lbs
Sq ft per pallet	30 sq ft
Layers per pallet	5
Sq ft per layer	6 sq ft
Sets per pallet	20
6" / 12" / 18" Set	
All three sizes are together on one pallet.	



Height	6" (152 mm)	Units/Layer	4
Depth	12" (305 mm)	Units/Sq ft	4
Length	6" (152 mm)	Sq ft/Unit	.25
Units/Pallet	20	Unit Wt	27 lbs



Height	6" (152 mm)	Units/Layer	4
Depth	12" (305 mm)	Units/Sq ft	2
Length	12" (305 mm)	Sq ft/Unit	.50
Units/Pallet	20	Unit Wt	48 lbs



Height	6" (152 mm)	Units/Layer	4
Depth	12" (305 mm)	Units/Sq ft	1.33
Length	18" (457 mm)	Sq ft/Unit	.75
Units/Pallet	20	Unit Wt	75 lbs



[VIEW FULL GALLERY](#)







# Highland

## Stone® Freestanding Wall

From courtyards to patios, the multi-piece Highland Stone® Freestanding Wall system is the perfect choice to create a beautiful and natural looking wall. Use it to accent patio designs to turn your outdoor living space into an inviting garden courtyard.

### COLOR OPTIONS




Earth Blend



Granite Blend





VARIED CONTOURS

NATURAL STONE TEXTURE

PRODUCT INFORMATION

Pallet wt.	3,395 lbs
Sq ft per pallet	27.6 sq ft
Layers per pallet	4
Sq ft per layer	6.9 sq ft

6" / 12" / 18" Set  
All three sizes are together on one pallet.



Height	6" (152 mm)	Units/Layer	5
Depth	9" (229 mm)	Units/Sq ft	4.76
Length	6" (152 mm)	Sq ft/Unit	.21
Units/Pallet	20	Unit Wt	26 lbs



Height	6" (152 mm)	Units/Layer	5
Depth	9" (229 mm)	Units/Sq ft	2.17
Length	12" (305 mm)	Sq ft/Unit	.46
Units/Pallet	20	Unit Wt	54 lbs



Height	6" (152 mm)	Units/Layer	5
Depth	9" (229 mm)	Units/Sq ft	1.4
Length	18" (457 mm)	Sq ft/Unit	.71
Units/Pallet	20	Unit Wt	85 lbs



[VIEW FULL GALLERY](#)







**Diamond®**

Diamond® retaining walls can give your landscape a new, improved look using the trusted quality of the Anchor® retaining wall system technology. Diamond® is the leading choice for builders and landscape contractors.

COLOR OPTIONS



Earth Blend



Granite Blend



Gray





NATURAL BEAUTY

TIME-TESTED SUPERIOR PERFORMANCE

PRODUCT INFORMATION

Pallet wt	3,150 lbs
Sq ft per pallet	32.5 sq ft
Layers per pallet	5
Sq ft per layer	6.5 sq ft


UNIT DIMENSIONS



Height	6" (152 mm)	Units/Layer	9
Depth	12" (305 mm)	Units/Sq ft	1.41
Length	17" (431 mm)	Sq ft/Unit	.70
Units/Pallet	45	Unit Wt	69 lbs



[VIEW FULL GALLERY](#)







NATURAL STONE TEXTURE

LARGE SCALE LANDSCAPING PROJECTS



Diamond Pro®

The proven strength of the Diamond Pro® retaining wall system technology makes this product the perfect choice for larger scale landscaping projects.

PRODUCT INFORMATION

Pallet wt	3,837 lbs
Sq ft per pallet	48 sq ft
Layers per pallet	4
Sq ft per layer	12 sq ft

UNIT DIMENSIONS



Straight Face			
Height	8" (203 mm)	Units/Layer 12	
Depth	12" (305 mm)	Units/Sq ft 1	
Length	18" (457 mm)	Sq ft/Unit	1
Units/Pallet	48	Unit Wt	79 lbs

COLOR OPTIONS



Gray

[VIEW FULL GALLERY](#)







ELEGANT DETAIL

DECORATIVE LANDSCAPING PROJECTS



# Genest Garden Wall Stone<sup>®</sup>

Genest Garden Wall Stone<sup>®</sup> is a natural-looking, lightweight choice for decorative projects. It is perfect for DIY projects and can be used to build retaining walls, garden planters, and tree rings up to two feet tall.


### PRODUCT INFORMATION

Pallet wt	3,220 lbs
Sq ft per pallet	46 sq ft
Layers per pallet	6
Sq ft per layer	7.7 sq ft

### UNIT DIMENSIONS

Height	4" (102 mm)	Units/Layer 24	
Depth	7" (178 mm)	Units/Sq ft 3.12	
Length	11 1/2" (292 mm)	Sq ft/Unit	.32
Units/Pallet	144	Unit Wt	22 lbs

### COLOR OPTIONS



Earth Blend




Granite Blend



[VIEW FULL GALLERY](#)







SPLIT TO ANY LENGTH

UNLIMITED VERSATILITY



# Single Split Corner Blocks

Use a block splitter to split these 21" blocks at the 18" indicator marks (located on the back side of the blocks) to create coordinating split-edge corner blocks for Genest Anchor Diamond® retaining walls! Once split, these blocks have two split faces (along one long side and one short side). These extremely versatile blocks can also be split to your own measurements for a variety of applications.

### PRODUCT INFORMATION

Pallet wt	2,920 lbs
Layers per pallet	4

### UNIT DIMENSIONS



Height	6" (152 mm)	Units/Layer	8
Depth	9" (229 mm)	Units/Pallet	32
Length	21" (533 mm)	Unit Wt	90 lbs

\*Block length is 21" unsplit. Installer must split to desired length.



### COLOR OPTIONS



Earth Blend



Granite Blend



Gray

NOTE: Block splitters are available to rent from your local Genest store — or, have your blocks pre-split by a Genest associate for an additional fee.



[VIEW FULL GALLERY](#)







## Sterling™ Wall System

The Sterling™ wall system is a versatile solution for every landscape. Installation is simple with an easy to locate pin system. Create a battered retaining wall with the pin placement receiving channel. The design of this block can also be split to make a two-sided unit for a freestanding wall system, steps, and column units.

### COLOR OPTIONS



Earth Blend



Granite Blend





PRODUCT INFORMATION

Pallet wt	3,565
Sq ft per pallet	33
Layers per pallet	5
Sq ft per layer	6.6

UNIT DIMENSIONS



Height	6" (152 mm)	Units/Layer	9
Depth	12" (305 mm)	Units/Sq ft	1.35
Length	17 3/4" (451 mm)	Sq ft/Unit	.74
Units/Pallet	45	Unit Wt	78 lbs

Based on pin placement, a Sterling wall can be vertical, set back, or cantilevered intermittently for visual effect, as shown in photo.

VERSATILE

VERTICAL WALL OPTION



[VIEW FULL GALLERY](#)







## Wall Accessory Products

Complete your retaining walls with caps, steps, and corners, each crafted with the same rich textured appearance as our retaining wall and freestanding wall products.

Torpedo® Base Block is a handy addition for quick and easy base installation.

### COLOR OPTIONS



Earth Blend



Granite Blend



Gray

*Color options for all Retaining Wall Accessory Blocks except for the Torpedo® Base Block.*





FUNCTIONAL ADDITIONS TO COMPLETE YOUR LANDSCAPE DESIGN

# G-MIX<sup>®</sup>

LOW CARBON CONCRETE

## Cap Block

### PRODUCT INFORMATION

Pallet wt	3,565 lbs
Sq ft per pallet	27 sq ft
Layers per pallet	10
Sq ft per layer	2.7 sq ft
Linear coverage per unit	1.35 linear ft



### UNIT DIMENSIONS

Height	3" (76 mm)	Units/Layer	8
Depth	12" (305 mm)	Units/Sq ft	2.9
Length	17"- 15 1/2" (432-394 mm)	Sq ft/Unit	.34
Units/Pallet	80	Unit Wt	44 lbs

## Single-Split Corner Block

NEW

### PRODUCT INFORMATION

Pallet wt	2,920 lbs
Layers per pallet	4

**Blocks are 21" before splitting. installer must split to desired length.**



### UNIT DIMENSIONS

Height	6" (152 mm)	Units/Layer	8
Depth	9" (229 mm)	Units/Pallet	32
Length	21" (533 mm)	Unit Wt	90 lbs

## Step Block

### PRODUCT INFORMATION

Pallet wt	4,550 lbs
Sq ft per pallet	33 sq ft
Layers per pallet	5
Sq ft per layer	6.6 sq ft



### UNIT DIMENSIONS

Height	6" (152 mm)	Units/Layer	10
Depth	12" (305 mm)	Units/Sq ft	1.51
Length	16" (406 mm)	Sq ft/Unit	.66
Units/Pallet	50	Unit Wt	90 lbs

## Pro Corner Block 8"

### PRODUCT INFORMATION

Pallet wt	3,200 lbs
Sq ft per pallet	30 sq ft
Layers per pallet	3
Sq ft per layer	10 sq ft



### UNIT DIMENSIONS

Height	8" (203 mm)	Units/Layer	10
Depth	9" (229 mm)	Units/Sq ft	1
Length	18" (457 mm)	Sq ft/Unit	1
Units/Pallet	30	Unit Wt	105 lbs

ONLY AVAILABLE IN: Gray

## Torpedo<sup>®</sup> Base Block



### PRODUCT INFORMATION

Pallet wt	3,190 lbs
Linear ft per pallet	83 lin ft
Layers per pallet	8
Linear coverage per unit	1.31 lin ft



Color: Natural

### UNIT DIMENSIONS

Height	4" (102 mm)	Units/Layer	8
Depth	11" (280 mm)	Units/Lin ft	1.31
Length	15 3/4" (400 mm)	Unit Wt	49 lbs
Units/Pallet	64		





 **COMFORT BLOCK®**  
A NEW GENERATION OF BUILDING SYSTEMS

The Comfort Block® masonry wall systems are perfect for any project that normally uses standard concrete block for rough construction. Instead of mortar, our precision ground blocks are quickly assembled with adhesive! The speed of construction with the Comfort Block system is unprecedented. After a Comfort Block wall or feature is constructed, it can be finished with stucco, plaster, or thin veneer. Strapping and siding can also be used. The blocks have a built-in utility channel, so you can easily install electrical boxes after the wall has been constructed.





PRECISION GROUND BLOCK EASILY  
ASSEMBLED WITH MASONRY ADHESIVE



# COMFORT BLOCK<sup>®</sup>

A NEW GENERATION OF BUILDING SYSTEMS

Multiple Systems Available to Replace Standard CMUs

CB-4 4" thick



CB-4 Stretcher  
4"W x 8"H x 16"L



CB-4 Half  
4"W x 8"H x 8"L

CB-6 6" thick




CB-6 Stretcher  
6"W x 8"H x 12"L



CB-6 Half  
6"W x 8"H x 6"L

CB-8 8" thick



CB-8 Stretcher  
8"W x 8"H x 16"L



CB-8 Half  
8"W x 8"H x 8"L

CB-12 12" thick with optional EPS inserts



CB-12 Stretcher  
12"W x 8"H x 12"L



CB-12 Half  
12"W x 8"H x 6"L

Accessories

- Masonry adhesive and dispenser gun
- Kangaroo can holder
- Precast lintel system for doors & windows
- Mortar leveling kit for base course
- Interior plaster & exterior base coat formula

# G-MIX<sup>®</sup>

LOW CARBON CONCRETE

COMFORTBLOCK.COM





**QUICKLY & EASILY BUILD  
STRUCTURAL SHELLS FOR:**

**OUTDOOR KITCHENS  
OUTDOOR FIREPLACES  
VENEERED LANDSCAPE WALLS  
SHEDS & GARAGES  
POOL HOUSES & CABANAS  
FLOWER BOXES  
PILLARS & COLUMNS**

**...AND MORE**

Available in five wall systems to replace standard 4", 6", 8", 12", and 16" concrete blocks, Comfort Block is the perfect building material for a variety of applications. Comfort Block resists insects and pests and will not rot or mildew, making it the perfect foundation for constructing outdoor living features that are exposed to weather year-round.

The simplicity of the Comfort Block system makes masonry construction accessible to builders, landscapers, and even DIY homeowners with no prior masonry experience. There is no mortar to mix, and cleanup is virtually eliminated at the end of the day.



CB-8 LANDSCAPING WALL



## WHAT MAKES COMFORT BLOCK CONSTRUCTION SO FAST & EASY?

- Assembles with adhesive instead of mortar
- Reduces the need for water on the job site
- Eliminates the need for on-site storage of mortar and sand
- Minimizes the need for mixing mortar
- There is little setup or cleanup, so construction can begin more quickly and end later
- Blocks can go immediately from the pallet onto the wall, eliminating the need for stocking near the mason
- Mason tenders can participate in the wall construction since they are no longer mixing and transporting mortar or stocking blocks
- Basecoat, grout, and finishes can be applied the same day as the wall construction







Use our CB-8, CB-6, and CB-4 systems to quickly frame outdoor kitchens, cabanas, landscape walls, columns, and more.



With the addition of a fire brick lining, Comfort Block can be used to build outdoor fireplaces, fire pits, and pizza ovens.







With the CB-12 and CB-8 systems, quickly and easily build resilient, low-maintenance outbuildings such as garages, sheds, and pool houses. Integrated interior insulation is available for CB-12 units.

Comfort Block systems have a built-in utility channel, so you can easily install electrical boxes after the wall has been constructed.

After a Comfort Block wall or feature is constructed, it can be finished with stucco, plaster, or thin veneer. Strapping and siding can also be used if desired.





BUILD WITH COMFORT BLOCK IN

# 3 Easy Steps

Construct the wall.

1



Install the utilities.

2



Apply architectural finishes.

3










# Resources



Specifications, installation guides, estimating formulas, safety data sheets, Environmental Product Declarations (EPDs), warranty information, and more can be found on our website.

Physical samples of many of our products are available at our three retail locations in Biddeford, Windham, and Sanford, ME.



WINDHAM RIDGE IN GRANITE BLEND





# Borders & Accents

Framing a patio, walkway, or driveway can create a stunning visual effect.


Single-sized pavers such as Eastern Bay Stone, Hollandstone, and Blackwater River Stone in a contrasting color are ideal for incorporating into borders, inlays, and accents.

- 1 EASTERN BAY GRANITE BLEND  
with Windham Ridge Granite Blend
- 2 CAMDEN BAY CHARCOAL  
with Windham Ridge Granite Blend
- 3 HOLLANDSTONE CHARCOAL  
with Sebago Granite Blend
- 4 BLACKWATER CHARCOAL  
with Windham Ridge Granite Blend
- 5 EASTERN BAY CHARCOAL  
with Grand Katahdin Granite Blend





# Paving Stone Colors



**Granite Blend**  
Our most popular color option, Granite Blend is a classic blend of gray and charcoal that offers a timeless, natural stone appearance.



**Summer Blend**  
A versatile blend of tan and natural, Summer Blend creates a warm and modern look while blending smoothly with the surrounding landscape.



**Autumn Blend**  
A rich blend of mahogany brown with a subtle purplish tint, Autumn Blend’s sophisticated and distinctive appearance adds a touch of elegance to any outdoor space.



**Charcoal**  
Perfect for contrasting borders and accents, Charcoal gray complements all of our color blends.




**Earth Blend**  
Earth Blend pairs tan with charcoal for warm, natural looking pavers that pair seamlessly with our Earth Blend wall stone. This blend has a darker appearance than Summer Blend.


# Wall Stone Colors



**Granite Blend**  
Granite Blend brings together charcoal and gray tones for an elegant, natural stone appearance that complements any landscape.



**Earth Blend**  
Earth Blend pairs the boldness of charcoal with the warmth of tan, offering a balanced, natural look inspired by the earth’s tones.



**Gray**  
Ideal for projects where a more consistent and neutral look is desired. A true classic, Gray offers more uniformity than our color blends for a clean, contemporary feel.

Not all colors are available for every product.

Please note, color perception is subjective, and colors in photos may vary. Please ask your dealer or Genest representative for an actual sample, or visit a Genest retail center to browse our physical displays.

Pick from multiple pallets to ensure proper blending when installing pavers.

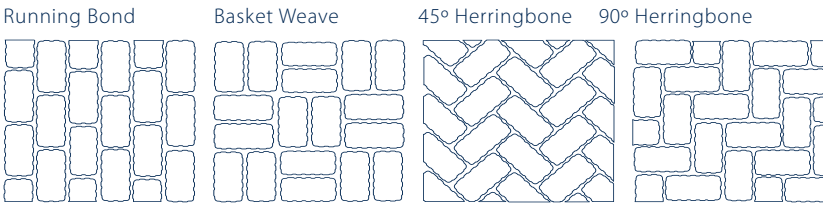




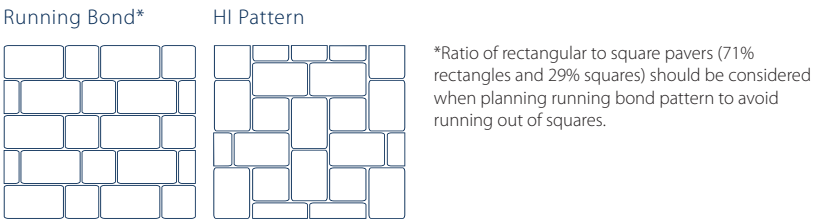
# Paving Stones Laying Style Ideas

**NOTE:** Our multi-piece pavers are intended to be installed randomly.

### 33 EASTERN BAY STONE



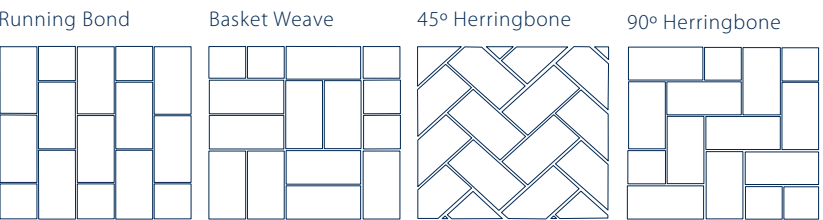
### 49 CAMDEN BAY HI PACK



### 53 HARBORLINE BRICK

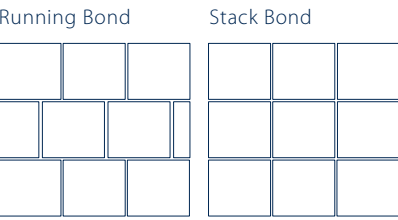
### 57 HOLLANDSTONE

### 61 STORMWATER BRICK



### 77 JORDAN BAY FLAGGING

### 81 LEXINGTON



Note: Pick from multiple pallets to ensure proper blending when installing pavers.



### 25 CIRCLE PACK

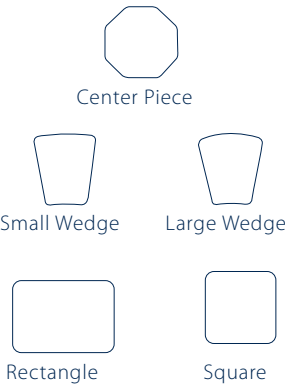
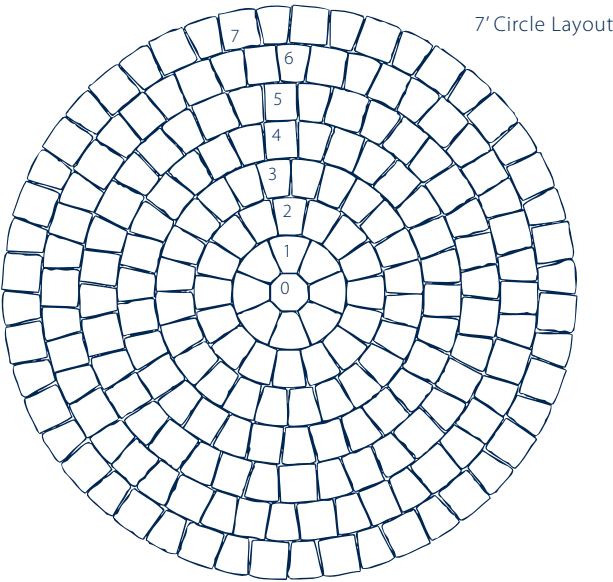
#### STARTING FROM THE CENTER:

#### 7' CIRCLE

- Center: 1 center piece
- Ring 1: 8 large wedges
- Ring 2: 16 small wedges
- Ring 3: 24 small wedges
- Ring 4: 15 small wedges & 15 rectangles
- Ring 5: 18 small wedges, 9 rectangles & 9 squares
- Ring 6: 21 small wedges, 11 rectangles & 12 squares
- Ring 7: 24 small wedges, 24 squares & 1 rectangle

#### 9' 10" CIRCLE

- Ring 8: 29 small wedges, 15 squares & 14 rectangles
- Ring 9: 32 small wedges, 17 squares & 16 rectangles
- Ring 10: 35 small wedges, 25 squares & 11 rectangles



- One pallet will produce two 7' circles or one 9' 10" circle. Four layers per 7' circle.
- No cutting is needed with the above directions, but you must allow some spacing between paving stones.
- Spare paving stones are included in each pallet.



# Genest Paving Stone & Walls

## Transferable Lifetime Warranty

**Genest is pleased to offer a transferable lifetime warranty on the structural integrity of our paving stones and landscape retaining walls for residential use.**

This warranty protects against structural failure of our paving stones and retaining walls under normal conditions, including exposure to de-icing salts. We certify that our paving stones conform to the most current specification standards by the Interlocking Concrete Pavement Institute (ICPI) and ASTM Standard Specifications for Concrete Unit Pavers. We certify that our landscape retaining walls conform to the most current specification standards by the National Concrete Masonry Association (NCMA) and the ASTM Standard Specifications for Segmental Retaining Walls.

If our pavers or retaining walls prove to be structurally defective, we will replace the product. Replacement labor is not included, and no guarantee of color matching can be made.

This warranty goes into effect on the date of purchase and is transferable with property ownership. Proof of purchase required and certain limitations and exclusions apply.

Review and download the complete warranty with its limitations and exclusions. Please visit [www.genestconcrete.com](http://www.genestconcrete.com) or call our sales department at 1-800-649-4773 or ask a sales representative to see a copy.

**\*Efflorescence is a naturally occurring characteristic of concrete and not covered by the lifetime warranty.**

Genest manufactures retaining walls under license from ANCHOR DIAMOND<sup>SM</sup>.







# Engineering of a Genest Paving Stone Strength Meets Beauty

In 1986, Genest began producing paving stones with the use of German technology. This manufacturing process is called “Face Mix,” and the majority of paver production in Europe now uses this approach.


Our method starts with a “base mix” comprised of high-strength concrete and a significant concentration of stone, most of which is granite. This combination creates the signature strength and durability of a Genest paving stone. Next, we blend carefully selected fine aggregate, a high concentration of cement, and color pigment to produce the “face mix”. This results in a more brilliant color blend and a solid surface with no visible signs of stone.

During this process, the “base mix” is placed into the mold and compacted. Once the base is compacted, the “face mix” is immediately added and compressed together as a composite whole. Once installed, these paving stones will withstand severe New England weather conditions and continue performing as designed for years to come.

## GENEST PAVING STONES & WALLS

- Structural Integrity
- Durability
- Salt Resistance
- Limited Lifetime Warranty
- Smooth Architectural Finish
- Brilliant Colors
- Exceeds Industry Standards

## Duracon® Finish







**Made in Maine**

**Family-Owned Since 1927**

**Genest Lifetime Warranty**

**G-MIX<sup>®</sup>**  
**LOW CARBON CONCRETE**

36 Wilson Street • **Sanford, Maine**  
544 Elm Street • **Biddeford, Maine**  
45 Enterprise Drive • **Windham, Maine**

**Manufactured at:**  
36 Wilson Street  
Sanford, ME 04073



**GENESTCONCRETE.COM**

**YouTube Instagram Facebook @GENESTCONCRETE**

