

GENEST

Outdoor Fire Pit (Round)



Block Specifications:

4"(H) x 12"(L) x 8"(D) Weight: 22lbs.



Outdoor Fire Pits

12" high (8" exposed) = **3 courses**

16" high (12" exposed) = **4 courses**

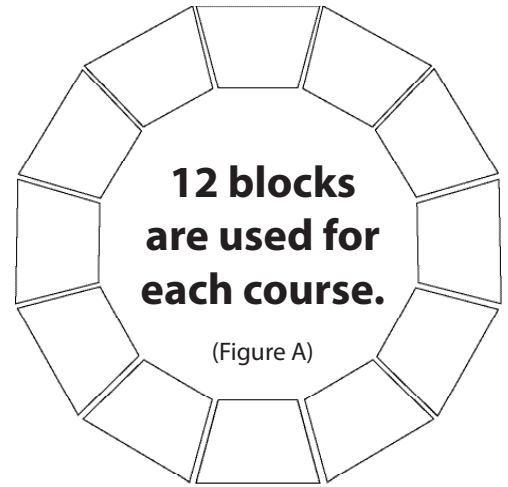

Comes with heavy gauge metal ring insert



Optional Accessory Items:

Heavy gauge steel grate for cooking

Stainless steel fire pit screen

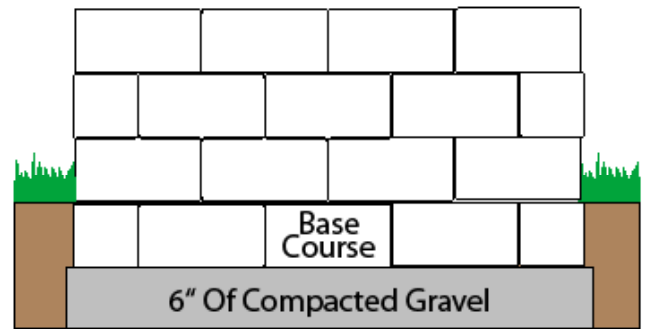


Outside Diameter: approx. 46"

Inside Diameter: approx. 30"

Typical construction sequence for a 16" high fire pit:

- Lay one course of block to mark where the installation will be (Figure A).
- Mark the pit location – Using a spade, dig around the circle about 1" outside the ring. Remove the blocks.
- Create a level trench – Using a spade, dig out all the material in the ring to a depth of 10". Backfill up evenly to create a level trench with a depth of 6".
- Fill the trench – Fill the trench with 6" of gravel. Using a hand tamper, compact gravel until level.
- Lay and level the base course – Place the first block in the ring and level side to side, front to back. Lay the rest of the course in the same manner as the first block until the course is finished (Figure B).*
- Assemble the remaining courses – Using a caulking gun, apply masonry adhesive to the blocks for the remaining courses while maintaining a running bond pattern.*
- Fill the pit – After installing the final course, install the metal ring insert into the circle. Fill the bottom of the pit with 6" of crushed stone.



(Figure B)


**We recommend that after you install each course of blocks, you check to make sure the metal ring insert fits within the circle.*

SAFETY FIRST


We want you to enjoy your Genest Outdoor Fire Pit, so please follow these fire safety rules:

- Build only small fires.
- Concrete can spall and crack if exposed to intense heat.
- Never use gasoline or liquid starters to ignite wood.
- Always tend to your fire and keep a fire extinguisher, shovel, and large container of water nearby to douse the flames.
- Supervise children at all times around open flames.
- Make sure the fire is completely out before leaving the area.

COLOR OPTIONS



Granite Blend



Earth Blend

GENESTCONCRETE.COM

1-800-649-4773

36 WILSON STREET, SANFORD, ME 04073