

Genest Lifetime Warranty

Family-Owned Since 1927

Made in Maine



GENEST
PAVING STONES & WALLS 2020

Engineering of a Genest Paving Stone

Strength Meets Beauty

In 1986, Genest began producing paving stones with the use of German technology. This manufacturing process is called “Face Mix” and the majority of paver production in Europe now uses this approach.

Our method starts with a “base mix” comprised of high strength concrete and a significant concentration of stone, most of which is granite. This combination creates the signature strength and durability of a Genest paving stone. Next, we blend carefully selected fine aggregate, a high concentration of cement, and color pigment to produce the “face mix”. This results in a more brilliant color blend, and a solid surface with no visible signs of stone.

During this process, the “base mix” is placed into the mold and compacted. Once the base is compacted, the “face mix” is immediately added and compressed together as a composite whole. Once installed, these paving stones will withstand severe New England weather conditions and continue performing as designed for years to come.

GENEST PAVING STONES & WALLS

- Structural Integrity
- Durability
- Salt Resistance
- Limited Lifetime Warranty
- Fine Aggregates
- High Cement Content
- Brilliant Colors
- Exceeds Industry Standards

No unsightly stones or holes

**Resists damage from
freeze-thaw cycles**

**High concentration
of large stone and
high-strength concrete**

Cover: 11 GRAND KATAHDIN™ in Meadow

Inside Cover: 9 KATAHDIN® in Multiple Colors

Table of Contents

Paving Stones

Sebago Stone <small>New</small>	7
Katahdin Stone ®	9
Grand Katahdin Stone ™	11
Katahdin Stone ® Circle	13
<small>P</small> Tidewater Stone ®	15
<small>P</small> Eastern Bay Stone ™	17
Baxter Stone ®	19
<small>P</small> Grand Baxter Stone ™	21
Baxter Stone ® Circle	23
Tradeport Stone ™	25
Camden Bay Stone	27
Harborline Brick ®	29
Hollandstone	31
<small>P</small> Stormwater Brick ®	33

Large Format Stones

Windham Ridge Flagging ™	35
Kennebec Flagging	37
<small>P</small> Portland Plank	39
<small>P</small> Portland Plank 8"	41
Jordan Bay Flagging	43
Lexington Park Tile	45
Denmark Tile ™	47
Blue Hill Flagging ™	49
Yorkshire Tile ™	51
<small>P</small> XXL Plaza Stone	53
<small>P</small> Duragreen ®	55





Outdoor Living

Outdoor **Fire Pits** 57

Borders & Accents 59

Comfort Block™ Wall Systems 61
CB-8

CB-6 & CB-4 New

Landscape Wall Systems

Sterling™ Wall System New 7

Highland Stone® Retaining Wall 65

Highland Stone® Freestanding Wall 67

Highland Stone® Column Block 69

Diamond® & Diamond Stone Cut® 71

Diamond Pro® & Diamond Pro Stone Cut® 73

Retaining Wall Accessory Products 75

Genest **Garden Wall Stone®** 77



Laying Styles & Warranty

Paving Stones Laying Styles 79

Large Format Stones Laying Styles 80

Transferable Lifetime Warranty 82



 **COMFORTBLOCK**





Sebago Stone

Sebago Stone™ has a riven-faced texture resembling natural stone. Create a patio or walkway with the look of natural stone without the inconsistent thickness. When used in combination with Jordan Bay Flagging you can create even more interesting and dramatic patio styles.

Sebago Stone is a great choice for driveways or other vehicular applications.



COLOR OPTIONS



Granite Blend



Meadow

UNIT DIMENSIONS

3-Piece System: All three sizes are together on one pallet.



Height	2 3/8" (60 mm)
Width	4" (102 mm)
Length	8" (203 mm)



Height	2 3/8" (60 mm)
Width	8" (203 mm)
Length	8" (203 mm)



Height	2 3/8" (60 mm)
Width	8" (203 mm)
Length	12" (305 mm)

Sterling™ Wall System

The Sterling™ wall system is a versatile solution for every landscape. Installation is simple with an easy to locate pin system. Create a battered retaining wall with pin placement receiving channel. The design of this block can also be split to make a two-sided unit for a freestanding wall system, steps and column units. The straight split texture blends well with the surrounding landscape.

Height	6" (152 mm)
Depth	12" (305 mm)
Length	17 3/4" (451 mm)



CONTACT YOUR GENEST REPRESENTATIVE FOR AVAILABILITY DATE ON THESE NEW PRODUCTS

Katahdin Stone®

**Natural Stone
Texture**

Antiqued Edge

Katahdin Stone® is a versatile 3-piece system with a natural stone texture and antiqued edge. Use it in-combination with Grand Katahdin Stone™ or Katahdin Stone® Circle for additional laying styles. Available in four colors that can be used alone or combined to create a unique and dynamic look.




PRODUCT INFORMATION


Pallet wt	3,225 lbs
Sq ft per pallet	117.81 sq ft
Layers per pallet	11
Sq ft per layer	10.71 sq ft


3-Piece System
All three sizes are together on one pallet.



UNIT DIMENSIONS

	
Height	2 3/8" (60 mm)
Width	4 3/4" (120 mm)
Length	4 3/4" (120 mm)
Units/Pallet	231
Units/Layer	21
Units/Sq ft	6.4
Sq ft/Unit	.15

	
Height	2 3/8" (60 mm)
Width	4 3/4" (120 mm)
Length	7 1/8" (180 mm)
Units/Pallet	154
Units/Layer	14
Units/Sq ft	4.3
Sq ft/Unit	.23

	
Height	2 3/8" (60 mm)
Width	4 3/4" (120 mm)
Length	9 1/2" (240 mm)
Units/Pallet	154
Units/Layer	14
Units/Sq ft	3.2
Sq ft/Unit	.31

COLOR OPTIONS

			
Lakeshore (Call for Availability)	Meadow	Riverbed (Call for Availability)	Granite Blend

Grand Katahdin

Stone™

Large Scale Design Possibilities

Antiqued Edge

Grand Katahdin Stone™ has the texture of natural stone and an antiqued edge. The larger stones offer additional design possibilities for patios and walkways. It also can be used in combination with Katahdin Stone® for additional laying style options.



PRODUCT INFORMATION




Pallet wt	3,393 lbs
Sq ft per pallet	124 sq ft
Layers per pallet	10
Sq ft per layer	12.4 sq ft

3-Piece System
All three sizes are together on one pallet.

**Grand Katahdin Stone™ is not intended
for vehicular traffic.**



UNIT DIMENSIONS

		
Height 2 3/8" (60 mm)	Height 2 3/8" (60 mm)	Height 2 3/8" (60 mm)
Width 9 1/2" (240 mm)	Width 9 1/2" (240 mm)	Width 9 1/2" (240 mm)
Length 4 3/4" (120 mm)	Length 9 1/2" (240 mm)	Length 14 1/4" (360 mm)
Units/Pallet 60	Units/Pallet 80	Units/Pallet 60
Units/Layer 6	Units/Layer 8	Units/Layer 6
Units/Sq ft 3.2	Units/Sq ft 1.6	Units/Sq ft 1.06
Sq ft/Unit .31	Sq ft/Unit .62	Sq ft/Unit .94

COLOR OPTIONS

			
Lakeshore (Call for Availability)	Meadow	Riverbed (Call for Availability)	Granite Blend

Katahdin


Stone® Circle

**Accents & Patterns
Enhance Design**

Antiqued Edge

Designed to work with Katahdin Stone® and Grand Katahdin Stone™. One pallet will produce two 7' circles or one 9' 10" circle (4 layers per 7' circle).

Please allow some spacing between stones when installing. Spare stones are included in each pallet.



PRODUCT INFORMATION

Pallet wt	2,314 lbs
Sq ft per pallet	82.5 sq ft
Layers per pallet	8
Sq ft per layer	10.31 sq ft

5-Piece System
All five sizes are together on one pallet.



UNIT DIMENSIONS



Center Piece

Height	2 3/8" (60 mm)
Units/Pallet	8
Units/Layer	1



Square

Height	2 3/8" (60 mm)
Units/Pallet	104
Units/Layer	13



Large Wedge

Height	2 3/8" (60 mm)
Units/Pallet	16
Units/Layer	2



Rectangle

Height	2 3/8" (60 mm)
Units/Pallet	80
Units/Layer	10



Small Wedge

Height	2 3/8" (60 mm)
Units/Pallet	240
Units/Layer	30

COLOR OPTIONS



Lakeshore (Call for Availability)



Meadow



Riverbed (Call for Availability)



Granite Blend



Tidewater Stone®

Storm Water Management

Antiqued Edge

Tidewater Stone®'s unique design makes it suitable for traditional paver installations and as a permeable paver for storm water management. The sizes of Tidewater Stone® make it ideal for driveway installations. The antiqued edges and wide color range make it a great fit for all outdoor living spaces.






PRODUCT INFORMATION


Pallet wt	3,242 lbs
Sq ft per pallet	86.40 sq ft
Layers per pallet	9
Sq ft per layer	9.6 sq ft


4-Piece System
All four sizes are together on one pallet.



UNIT DIMENSIONS

		
Height 3 1/8" (80 mm)	Height 3 1/8" (80 mm)	Height 3 1/8" (80 mm)
Width 5 1/4" (134 mm)	Width 5 1/4" (134 mm)	Width 5 1/4" (134 mm)
Length 4 3/4" (120 mm)	Length 5 1/4" (134 mm)	Length 7" (179 mm)
Units/Pallet 90	Units/Pallet 108	Units/Pallet 90
Units/Layer 10	Units/Layer 12	Units/Layer 10
Units/Sq ft 5.76	Units/Sq ft 5.22	Units/Sq ft 3.92
Sq ft/Unit .18	Sq ft/Unit .19	Sq ft/Unit .25

	
Height 3 1/8" (80 mm)	
Width 5 1/4" (134 mm)	
Length 10 1/2" (269 mm)	
Units/Pallet 81	
Units/Layer 9	
Units/Sq ft 2.61	
Sq ft/Unit .38	



Becomes permeable when installed according to ICPI specifications for permeable pavements with open-graded base and sub-base for infiltration and storage.

COLOR OPTIONS

			
Lakeshore (Call for Availability)	Meadow	Riverbed (Call for Availability)	Granite Blend



Eastern Bay Stone™

Storm Water Management

Natural Stone Texture

Eastern Bay Stone™ is a versatile paving stone. It was designed for conventional paver installations and can also be used as a permeable paver for storm water management.

Eastern Bay Stone™ compliments our antiqued edged pavers when used as a border stone in your design.



PRODUCT INFORMATION

Pallet wt	3,501 lbs
Sq ft per pallet	128 sq ft
Layers per pallet	10
Sq ft per layer	12.8 sq ft



UNIT DIMENSIONS

Height	2 3/8" (60 mm)
Width	4 3/4" (120 mm)
Length	9 1/2" (240 mm)
Units/Pallet	400
Units/Layer	40
Units/Sq ft	3.2
Sq ft/Unit	.32



Becomes permeable when installed according to ICPI specifications for permeable pavements with open-graded base and sub-base for infiltration and storage.

COLOR OPTIONS

Lakeshore (Call for Availability)	Meadow	Riverbed (Call for Availability)	Granite Blend
Charcoal (Non-Antique Only)			

Baxter Stone®

**Signature Curved
Edges**

Natural Stone Texture

Baxter Stone® is a favorite choice for creating a rustic look. The signature edges of this paver imitate the curved waves of natural stone. Baxter Stone® makes a beautiful walkway, driveway and patio.



PRODUCT INFORMATION

Pallet wt	3,300 lbs
Sq ft per pallet	121 sq ft
Layers per pallet	11
Sq ft per layer	11 sq ft

4-Piece System
All four sizes are together on one pallet.



UNIT DIMENSIONS


Height	2 3/8" (60mm)
Width	5 1/2" (140 mm)
Length	4" (104 mm)
Units/Pallet	132
Units/Layer	12
Units/Sq ft	6.66
Sq ft/Unit	.15

Height	2 3/8" (60 mm)
Width	5 1/2" (140 mm)
Length	5 1/2" (140 mm)
Units/Pallet	132
Units/Layer	12
Units/Sq ft	5
Sq ft/Unit	.20

Height	2 3/8" (60 mm)
Width	5 1/2" (140 mm)
Length	8" (209 mm)
Units/Pallet	99
Units/Layer	9
Units/Sq ft	3.22
Sq ft/Unit	.31

Height	2 3/8" (60mm)
Width	5 1/2" (140 mm)
Length	11" (279 mm)
Units/Pallet	99
Units/Layer	9
Units/Sq ft	2.44
Sq ft/Unit	.41

COLOR OPTIONS



Cumberland Blend

Earth Blend

Granite Blend



Grand Baxter Stone™

**Storm Water
Management**

Signature Curved Edges

Grand Baxter Stone™ has the texture of natural stone and a curved edge. The larger stones offer additional design possibilities for patios and walkways. It can also be used in combination with Baxter Stone® or Baxter Stone® Circle for additional laying style options.



PRODUCT INFORMATION




Pallet wt	2,770 lbs
Sq ft per pallet	97.35 sq ft
Layers per pallet	11
Sq ft per layer	8.85 sq ft

3-Piece System
All three sizes are together on one pallet.




Grand Baxter Stone™ is not intended for vehicular traffic.



UNIT DIMENSIONS

		
Height 2 3/8" (60 mm)	Height 2 3/8" (60 mm)	Height 2 3/8" (60 mm)
Width 11" (280 mm)	Width 11" (280 mm)	Width 11" (280 mm)
Length 5 1/2" (140 mm)	Length 11" (280 mm)	Length 16 1/2" (420 mm)
Units/Pallet 44	Units/Pallet 44	Units/Pallet 33
Units/Layer 4	Units/Layer 4	Units/Layer 3
Units/Sq ft 2.38	Units/Sq ft 1.19	Units/Sq ft 1.26
Sq ft/Unit .42	Sq ft/Unit .84	Sq ft/Unit 1.26

COLOR OPTIONS

		
Cumberland Blend	Earth Blend	Granite Blend



Becomes permeable when installed according to ICPI specifications for permeable pavements with open-graded base and sub-base for infiltration and storage.

Baxter

Stone® Circle

**Accents & Patterns
Enhance Design**

Curved Edge

Designed to work with the Baxter Stone®, Grand Baxter Stone™ and more.

One pallet will produce two 7' circles or one 9' 10" circle (4 layers per 7' circle).

Please allow some spacing between stones when installing. Spare stones are included in each pallet.





PRODUCT INFORMATION

Pallet wt	2,273 lbs
Sq ft per pallet	82.5 sq ft
Layers per pallet	8
Sq ft per layer	10.31 sq ft

5-Piece System
All five sizes are together on one pallet.

UNIT DIMENSIONS



Center Piece

Height	2 3/8" (60 mm)
Units/Pallet	8
Units/Layer	1



Square

Height	2 3/8" (60 mm)
Units/Pallet	104
Units/Layer	13



Large Wedge

Height	2 3/8" (60 mm)
Units/Pallet	16
Units/Layer	2



Rectangle

Height	2 3/8" (60 mm)
Units/Pallet	80
Units/Layer	10



Small Wedge

Height	2 3/8" (60 mm)
Units/Pallet	240
Units/Layer	30

COLOR OPTIONS



Cumberland Blend



Earth Blend



Granite Blend

Tradeport Stone™

**Smooth
Texture**

Clean Lines

Tradeport Stone™ offers a larger size stone with a classic look. Smooth texture and clean lines add appeal and distinction to any landscape project.

Also available as special order in 80mm height. This thicker paving stone is ideal for residential driveways.



PRODUCT INFORMATION


Pallet wt	3,134 lbs
Sq ft per pallet	114.4 sq ft
Layers per pallet	11
Sq ft per layer	10.4 sq ft

3-Piece System
All three sizes are together on one pallet.

Tradeport Stone™ in 60 mm is not intended for vehicular traffic.
Special order 80mm Tradeport Stone™ can be used in light vehicular applications such as a residential driveway.



UNIT DIMENSIONS

	
Height	2 3/8" (60 mm)
Width	7 7/8" (200 mm)
Length	7 7/8" (200 mm)
Units/Pallet	44
Units/Layer	4
Units/Sq ft	2.38
Sq ft/Unit	.42

	
Height	2 3/8" (60 mm)
Width	7 7/8" (200 mm)
Length	11 13/16" (300 mm)
Units/Pallet	88
Units/Layer	8
Units/Sq ft	1.56
Sq ft/Unit	.64

	
Height	2 3/8" (60 mm)
Width	7 7/8" (200 mm)
Length	15 3/4" (400 mm)
Units/Pallet	44
Units/Layer	4
Units/Sq ft	1.18
Sq ft/Unit	.85

COLOR OPTIONS



Camden Bay

Stone

Natural Cobblestone Appearance

Old World Charm

Camden Bay Stone is a classic choice for landscape projects, with stone sizes ideal for walkways and patios. This natural cobblestone appearance brings an old world charm to your outdoor living space.

Camden Bay Stone also makes an excellent border choice.





6" x 6"

Pallet wt.	3,290 lbs
Sq ft per pallet	120 sq ft
Layers per pallet	10
Sq ft per layer	12 sq ft



Height	2 3/8" (60 mm)	Units/Layer	48
Width	6" (152 mm)	Units/Sq ft	4
Length	6" (152 mm)	Sq ft/Unit	.25
Units/Pallet	480		



6" x 9"

Pallet wt.	3,083 lbs
Sq ft per pallet	112.5 sq ft
Layers per pallet	10
Sq ft per layer	11.25 sq ft



Height	2 3/8" (60 mm)	Units/Layer	30
Width	6" (152 mm)	Units/Sq ft	2.67
Length	9" (229 mm)	Sq ft/Unit	.375
Units/Pallet	300		

COLOR OPTIONS



Granite Blend



Meadow



Charcoal

Harborline Brick®

Subtle Wire-Cut Characteristics

Old World Charm

Harborline Brick® has all the subtle characteristics of an old handmade brick. Perfect for walkways and patios and driveways this paver will add a touch of class and charm to any New England home.





PRODUCT INFORMATION

Pallet wt	2,960 lbs
Sq ft per pallet	108 sq ft
Layers per pallet	9
Sq ft per layer	12 sq ft

UNIT DIMENSIONS



Height	2 3/8" (60 mm)
Width	4" (100 mm)
Length	8" (200 mm)
Units/Pallet	486
Units/Layer	54
Units/Sq ft	4.5
Sq ft/Unit	.22

COLOR OPTIONS



Cumberland Blend



Garden Blend



Cumberland/Garden Blend

Pallets of both Cumberland and Garden Blends must be purchased separately and mixed upon installation.

Hollandstone

**Traditional Look of
Clay Brick**

Durable

Hollandstone paving stones beautifully combine the traditional look of clay brick with the durability of concrete. Available in a variety of earth tones and color blends. Hollandstone pavers offer multiple design possibilities for driveways, walkways and patios.





60 mm

Pallet wt 2,966 lbs

Sq ft per pallet 108 sq ft

Layers per pallet 9

Sq ft per layer 12 sq ft



Height 2 3/8" (60 mm) Units/Layer 54

Width 4" (100 mm) Units/Sq ft 4.5

Length 8" (200 mm) Sq ft/Unit .22

Units/Pallet 486

80 mm *Special order only—ask for color choices.*

Pallet wt 3,220 lbs

Sq ft per pallet 85.36 sq ft

Layers per pallet 8

Sq ft per layer 10.67 sq ft



Height 3 1/8" (80 mm) Units/Layer 47

Width 4" (100 mm) Units/Sq ft 4.5

Length 8" (200 mm) Sq ft/Unit .22

Units/Pallet 376

COLOR OPTIONS



Antique Red



Charcoal



Cumberland Blend



Granite Blend



New England Blend



Summer Blend



Stormwater Brick®

**Economical &
Environmentally Friendly**

Controls Water Runoff

The Stormwater Brick® used as part of a permeable pavement system is an excellent way to control water runoff. The aggregate base used in the system helps to filter and reduce pollutants. The ground water is recharged because the water is not running off the pavement. It collects and properly handles storm water, providing a functional and attractive paving solution for residential applications.






PRODUCT INFORMATION


Pallet wt	2,740 lbs
Sq ft per pallet	78.24 sq ft
Layers per pallet	8
Sq ft per layer	9.78 sq ft

4" x 8" and 4" x 4" all on one pallet.
Each layer contains 6 half units.

UNIT DIMENSIONS



Height	3 1/8" (80 mm)
Width	4" (100 mm)
Length	8" (200 mm)
Units/Pallet	328
Units/Layer	41
Units/Sq ft	4.5
Sq ft/Unit	.22



Height	3 1/8" (80 mm)
Width	4" (100 mm)
Length	4" (100 mm)
Units/Pallet	48
Units/Layer	6
Units/Sq ft	9
Sq ft/Unit	.11

COLOR OPTIONS

	
Cumberland Blend <small>(Special Order Only)</small>	Granite Blend



Becomes permeable when installed according to ICPI specifications for permeable pavements with open-graded base and sub-base for infiltration and storage.

Windham Ridge

Flagging™

**Simulates
Natural Stone**

Clean, Modern Look

Windham Ridge Flagging™ has a riven-faced texture which simulates natural stone without the inconsistent thickness. The large scale pieces offer a clean but modern look for patio, walkway or poolscape. When used in combination with Kennebec Flagging, you can create even more interesting and dramatic design styles.



PRODUCT INFORMATION

Pallet wt	3,150 lbs
Sq ft per pallet	114.73 sq ft
Layers per pallet	11
Sq ft per layer	10.43 sq ft

3-Piece System




All three sizes are together on one pallet.

Roller Compactor Recommended

Windham Ridge Flagging™ is not intended for use in driveways or other vehicular applications.



UNIT DIMENSIONS

		
Height 2 3/8" (60 mm)	Height 2 3/8" (60 mm)	Height 2 3/8" (60 mm)
Width 14 3/16" (360 mm)	Width 14 3/16" (360 mm)	Width 14 3/16" (360 mm)
Length 7 1/16" (180 mm)	Length 14 3/16" (360 mm)	Length 21 1/4" (540 mm)
Units/Pallet 33	Units/Pallet 33	Units/Pallet 22
Units/Layer 3	Units/Layer 3	Units/Layer 2
Units/Sq ft 1.44	Units/Sq ft .71	Units/Sq ft .48
Sq ft/Unit .69	Sq ft/Unit 1.40	Sq ft/Unit 2.09

COLOR OPTIONS



Granite Blend



Lakeshore (Call for Availability)



Meadow



Riverbed (Call for Availability)

Kennebec

Flagging

**Simulates
Natural Stone**

Elegant Style

Kennebec Flagging has the same riven-faced texture as our popular Windham Ridge Flagging™ in a larger format. The larger stone sizes offer a clean, modern look. Use them to create a grand entrance, striking pool patio or a majestic outdoor living room. When used in combination with Windham Ridge Flagging™, you can create even more interesting and dramatic design styles.



PRODUCT INFORMATION

Pallet wt	2,445 lbs
Sq ft per pallet	84.72 sq ft
Layers per pallet	8
Sq ft per layer	10.59 sq ft




3-Piece System
All three sizes are together on one pallet.

Roller Compactor Recommended

Kennebec Flagging is not intended for use in driveways or other vehicular applications.



UNIT DIMENSIONS

		
Height 2 3/8" (60 mm)	Height 2 3/8" (60 mm)	Height 2 3/8" (60 mm)
Width 21 1/4" (540 mm)	Width 21 1/4" (540 mm)	Width 21 1/4" (540 mm)
Length 14 3/16" (360 mm)	Length 21 1/4" (540 mm)	Length 35 7/16" (900 mm)
Units/Pallet 8	Units/Pallet 8	Units/Pallet 8
Units/Layer 1	Units/Layer 1	Units/Layer 1
Units/Sq ft .48	Units/Sq ft .32	Units/Sq ft .19
Sq ft/Unit 2.09	Sq ft/Unit 3.14	Sq ft/Unit 5.23

COLOR OPTIONS

			
Granite Blend	Lakeshore (Call for Availability)	Meadow	Riverbed (Call for Availability)



4" Portland Plank

Storm Water Management

Modern Design

The Portland Plank is a completely new look in a paving stone. Its elongated look allows for designs with a clean, modern appearance. When installed in a permeable application, Portland Plank makes an excellent choice for stormwater management.




PRODUCT INFORMATION


Pallet wt	2,900 lbs
Sq ft per pallet	63.36 sq ft
Layers per pallet	4
Sq ft per layer	15.84 sq ft


The **Portland Plank 24"** is not intended for vehicular traffic due to the 24" long unit exceeding the aspect ratio of 4:1 (length to thickness) recommended by the ICPI for driveways.






UNIT DIMENSIONS

	
Height	4" (102 mm)
Width	4" (102 mm)
Length	24" (610 mm)
Units/Pallet	96
Units/Layer	24
Units/Sq ft	1.52
Sq ft/Unit	.66
(Special Order Only)	

	
Height	4" (102 mm)
Width	4" (102 mm)
Length	16" (406 mm)
Units/Pallet	144
Units/Layer	36
Units/Sq ft	2.27
Sq ft/Unit	.44
(Stocking)	

	
Height	4" (102 mm)
Width	4" (102 mm)
Length	12" (305 mm)
Units/Pallet	192
Units/Layer	48
Units/Sq ft	3.03
Sq ft/Unit	.33
(Special Order Only)	

COLOR OPTIONS



Becomes permeable when installed according to ICPI specifications for permeable pavements with open-graded base and sub-base for infiltration and storage.



8" Portland Plank

Storm Water Management

Modern Design

Special Order 8" Portland Plank is part of the Portland Plank collection, creating additional pattern possibilities when using the 4" and 8" sizes in your design. Simple yet elegant, with a fresh, contemporary look.

When installed in a permeable application, Portland Plank makes an excellent choice for stormwater management.






PRODUCT INFORMATION

Pallet wt	2,900 lbs
Sq ft per pallet	63.36 sq ft
Layers per pallet	4
Sq ft per layer	15.84 sq ft



The **Portland Plank 24"** is not intended for vehicular traffic due to the 24" long unit exceeding the aspect ratio of 4:1 (length to thickness) recommended by the ICPI for driveways.



UNIT DIMENSIONS

		
Height 4" (102 mm)	Height 4" (102 mm)	Height 4" (102 mm)
Width 8" (203 mm)	Width 8" (203 mm)	Width 8" (203 mm)
Length 24" (610 mm)	Length 16" (406 mm)	Length 12" (305 mm)
Units/Pallet 48	Units/Pallet 72	Units/Pallet 96
Units/Layer 12	Units/Layer 18	Units/Layer 24
Units/Sq ft .76	Units/Sq ft 1.14	Units/Sq ft 1.52
Sq ft/Unit 1.32	Sq ft/Unit .88	Sq ft/Unit .66
(Special Order Only)	(Special Order Only)	(Special Order Only)

COLOR OPTIONS

		
Earth Blend	Granite Blend	Custom Finishes & Colors Available



Becomes permeable when installed according to ICPI specifications for permeable pavements with open-graded base and sub-base for infiltration and storage.

Jordan Bay

Flagging

**Riven-Faced
Texture**

Modern Design

Jordan Bay Flagging is perfect for an entryway, backyard patio, pool deck or outdoor entertainment areas. The single size stones with a riven-faced texture create a stunning appearance on their own or mix with our new Sebago Stone for even more design possibilities.



PRODUCT INFORMATION

Pallet wt	2,925 lbs
Sq ft per pallet	106.2 sq ft
Layers per pallet	10
Sq ft per layer	10.62 sq ft

Roller Compactor Recommended

Jordan Bay Flagging is not intended for use in driveways or other vehicular applications.



UNIT DIMENSIONS

Height	2 3/8" (60 mm)
Width	16" (406 mm)
Length	16" (406 mm)
Units/Pallet	60
Units/Layer	6
Units/Sq ft	.56
Sq ft/Unit	1.77

COLOR OPTIONS

Granite Blend	Meadow

Lexington Park

Tile

**Smooth
Texture**

Clean Lines

Lexington Park Tile is perfect for an entryway, backyard patio, pool deck or outdoor entertainment area. With their smooth texture and clean lines, these slab stones create a stunning, contemporary appearance.



PRODUCT INFORMATION

Pallet wt	2,640 lbs
Sq ft per pallet	96 sq ft
Layers per pallet	6
Sq ft per layer	16 sq ft

Roller Compactor Recommended

Lexington Park Tile is not intended for use in driveways or other vehicular applications.



UNIT DIMENSIONS

Height	2 3/8" (60 mm)
Width	24" (600 mm)
Length	24" (600 mm)
Units/Pallet	24
Units/Layer	4
Units/Sq ft	.25
Sq ft/Unit	4

COLOR OPTIONS

Granite Blend	Meadow	Natural

Denmark

Tile™

**Smooth
Texture**

Clean Lines

The combination of the 3-pieces of Denmark Tile™ creates contrast and definition for a sleek modern look. Perfect for patios, pool decks, and outdoor entertainment areas.








PRODUCT INFORMATION

Pallet wt	2,250 lbs
Sq ft per pallet	81.84 sq ft
Layers per pallet	8
Sq ft per layer	10.23 sq ft
3-Piece System	
All three sizes are together on one pallet.	
<i>Roller Compactor Recommended</i>	
Denmark Tile™ is not intended for use in driveways or other vehicular applications.	

UNIT DIMENSIONS

		
Height 2 3/8" (60 mm)	Height 2 3/8" (60 mm)	Height 2 3/8" (60 mm)
Width 7 1/8" (180 mm)	Width 7 1/8" (180 mm)	Width 7 1/8" (180 mm)
Length 35 7/16" (900 mm)	Length 21 1/4" (540 mm)	Length 14 1/4" (360 mm)
Units/Pallet 24	Units/Pallet 24	Units/Pallet 24
Units/Layer 3	Units/Layer 3	Units/Layer 3
Units/Sq ft .58	Units/Sq ft .98	Units/Sq ft 1.47
Sq ft/Unit 1.71	Sq ft/Unit 1.02	Sq ft/Unit .68

COLOR OPTIONS

	
Granite Blend	Meadow

Blue Hill Flagging™

**Riven Face
Texture**

Clean Lines

For a contemporary look with texture, Blue Hill Flagging™ is the right choice. This durable paver comes in 3 sizes and will make an impact on any residential or commercial project.






PRODUCT INFORMATION

Pallet wt	2,285 lbs
Sq ft per pallet	81.84 sq ft
Layers per pallet	8
Sq ft per layer	10.23 sq ft


3-Piece System
All three sizes are together on one pallet.

Roller Compactor Recommended
Blue Hill Flagging™ is not intended for use in driveways or other vehicular applications.


UNIT DIMENSIONS



Height	2 3/8" (60 mm)
Width	7 1/8" (180 mm)
Length	35 7/16" (900 mm)
Units/Pallet	24
Units/Layer	3
Units/Sq ft	.58
Sq ft/Unit	1.71



Height	2 3/8" (60 mm)
Width	7 1/8" (180 mm)
Length	21 1/4" (540 mm)
Units/Pallet	24
Units/Layer	3
Units/Sq ft	.98
Sq ft/Unit	1.02



Height	2 3/8" (60 mm)
Width	7 1/8" (180 mm)
Length	14 1/4" (360 mm)
Units/Pallet	24
Units/Layer	3
Units/Sq ft	1.47
Sq ft/Unit	.68

COLOR OPTIONS



Granite Blend



Meadow

Yorkshire

Tile™

Durable and Versatile

50 mm Thick

From on-grade landscaping projects to roof top terraces, Yorkshire Tile™ complements any landscape or building roof top. An optional pedestal system allows Yorkshire to be elevated for complete sub-surface drainage around pool decks, deck and roof top patios.



PRODUCT INFORMATION

Pallet wt	2,720 lbs
Sq ft per pallet	112 sq ft
Layers per pallet	7
Sq ft per layer	16 sq ft

Roller Compactor Recommended
Yorkshire Tile™ is not intended for use in driveways or other vehicular applications.
TEST DATA AVAILABLE



UNIT DIMENSIONS



Height	2" (50 mm)
Width	24" (610 mm)
Length	24" (610 mm)
Units/Pallet	28
Units/Layer	4
Units/Sq ft	.25
Sq ft/Unit	4



With Optional Pedestal System

COLOR OPTIONS



Granite Blend (Special Order)



Natural



XXL Plaza

Stone

**Large Scale
Elegance**

120 mm Thick

XXL Plaza large format stones are some of the toughest pavers available in the United States. Designed for heavy traffic areas, such as driveways and village squares. A clean, modern look that's sure to add appeal to any large scale project.

When installed in a permeable application, it is an excellent choice for stormwater management.



200 mm x 400 mm

PRODUCT INFORMATION

Pallet wt.	2,960 lbs
Sq ft per pallet	51.6 sq ft
Layers per pallet	5
Sq ft per layer	10.32 sq ft

UNIT DIMENSIONS

			
Height	4 3/4" (120 mm)	Units/Layer	12
Width	7 7/8" (200 mm)	Units/Sq ft	1.16
Length	15 3/4" (400 mm)	Sq ft/Unit	.86
Units/Pallet	60	Unit Wt	49.3 lbs

400 mm x 600 mm

PRODUCT INFORMATION

Pallet wt.	3,020 lbs
Sq ft per pallet	51.6 sq ft
Layers per pallet	5
Sq ft per layer	10.32 sq ft

UNIT DIMENSIONS


			
Height	4 3/4" (120 mm)	Units/Layer	4
Width	15 3/4" (400 mm)	Units/Sq ft	.39
Length	23 5/8" (600 mm)	Sq ft/Unit	2.58
Units/Pallet	20	Unit Wt	149 lbs

400 mm x 400 mm

PRODUCT INFORMATION

Pallet wt.	2,980 lbs
Sq ft per pallet	51.6 sq ft
Layers per pallet	5
Sq ft per layer	10.32 sq ft

UNIT DIMENSIONS

			
Height	4 3/4" (120 mm)	Units/Layer	6
Width	15 3/4" (400 mm)	Units/Sq ft	.58
Length	15 3/4" (400 mm)	Sq ft/Unit	1.72
Units/Pallet	30	Unit Wt	97.33 lbs

600 mm x 800 mm

PRODUCT INFORMATION

Pallet wt.	3,040 lbs
Sq ft per pallet	51.7 sq ft
Layers per pallet	5
Sq ft per layer	10.32 sq ft

UNIT DIMENSIONS

			
Height	4 3/4" (120 mm)	Units/Layer	2
Width	23 5/8" (600 mm)	Units/Sq ft	.19
Length	31 1/2" (800 mm)	Sq ft/Unit	5.17
Units/Pallet	10	Unit Wt	300 lbs

SPECIAL ORDER ONLY

All colors and architectural blends, textures, and colors are available.



Becomes permeable when installed according to ICPI specifications for permeable pavements with open-graded base and sub-base for infiltration and storage.



Duragreen®

Storm Water Management

Turf Paving System

The open grid design of Duragreen® stones make them the natural choice for projects where erosion control, soil stabilization and the maintenance of green areas are important. Duragreen® can be used for driveways, boat ramps, shoreline stabilization, and service access lanes. Topsoil and grass or aggregate can be placed in the 3" x 3" grid openings.



PRODUCT INFORMATION

Pallet wt	1,861 lbs
Sq ft per pallet	72.8 sq ft
Layers per pallet	7
Sq ft per layer	10.4 sq ft

Install Duragreen® with the grooved face up.
Note: Duragreen® Stones are not covered by the Genest Lifetime Warranty.



UNIT DIMENSIONS

Height	3 5/8" (90 mm)
Width	15 3/8" (390 mm)
Length	23 3/4" (600 mm)
Units/Pallet	28
Units/Layer	4
Sq ft/Unit	2.56



Becomes permeable when installed according to ICPI specifications for permeable pavements with open-graded base and sub-base for infiltration and storage.

COLOR OPTIONS



Natural

Outdoor Fire Pits

Rock Face Cap

Custom Metal Insert

Nothing brings people together like a campfire! The Genest Outdoor Fire Pits are easy to set up and come in square or round styles to add elegance to your outdoor living space.

Additional accessory items available!





Square Fire Pit

PRODUCT INFORMATION

Pallet wt	1,620 lbs
-----------	-----------

Square fire pit comes assembled as a kit on the pallet, including metal insert.
Must be removed from pallet and installed per local fire codes.

FIRE PIT DIMENSIONS

Outside dimensions	49" x 49" x 15"
--------------------	-----------------

Inside dimensions	24" x 24"
-------------------	-----------

COLOR OPTIONS



Granite Blend



Earth Blend

Round Fire Pit

PRODUCT INFORMATION

Pallet wt	3,300 lbs
-----------	-----------

Layers per pallet	6
-------------------	---

Typical Round Fire Pit consists of
48 Genest Fire Pit Blocks and 1 Metal Insert.

UNIT DIMENSIONS

Height	4" (102 mm)	Units/Pallet	144
--------	-------------	--------------	-----

Depth	7" (178 mm)	Units/Layer	24
-------	-------------	-------------	----

Length	11 1/2" (292 mm)	Unit wt	21 lbs
--------	------------------	---------	--------

FIRE PIT DIMENSIONS

Outside diameter	44"
------------------	-----

Inside diameter	30
-----------------	----

COLOR OPTIONS



Granite Blend



Earth Blend

Accessory Items



METAL INSERT

For Genest Round and Square Fire Pits.
Included in Fire pit kits or can be purchased separately.



HEAVY GAUGE STEEL COOKING GRATE

For Genest Round and Square Fire Pits.
Sold separately.



STAINLESS STEEL ROUND FIRE PIT SCREEN

Constructed of heavy-duty stainless steel for long lasting beauty, the screens help to contain the fire while adding to the overall look of the fire pit design. *Sold separately.*

Each Outdoor Fire Pit is sold with a heavy gauge metal insert. It is important to read the Genest Outdoor Fire Pit installation instructions before you build or use the fire pit. Please ask your Genest dealer for a copy of the installation instructions. Consult your local fire department for regulations.


Borders & Accents

Just as a picture frame can enhance a work of art, framing a patio, walkway or driveway can create a stunning visual effect for a distinct landscape design.

Several types of Genest paving stones arranged in various fashions can be incorporated into borders and accents.

- 1 KATAHDIN STONE® BORDER**
in Granite Blend with Katahdin in Meadow
- 2 HOLLANDSTONE BORDER**
in Cumberland Blend with Grand Baxter in Granite Blend
- 3 EASTERN BAY STONE® BORDER**
in Charcoal with Windham Ridge in Granite Blend
- 4 BAXTER STONE® BORDER**
in Granite Blend with Harborline in Cumberland Blend
- 5 CAMDEN BAY STONE BORDER**
in Charcoal with Baxter & Windham Ridge in Granite Blend
- 6 HOLLANDSTONE INLAY & BORDER**
in Charcoal with Baxter Stone in Earth Blend





Comfort Block™

Wall System

Precision Ground Block Easily Assembled with Masonry Adhesive

The Comfort Block™ systems are perfect for projects such as outdoor kitchen construction, landscape walls, and other various projects that normally use standard concrete block for rough construction. Instead of mortar, the precision ground blocks are quickly assembled with glue! Take advantage of the built-in utility channel and easily install electrical boxes after the wall has been constructed.

The speed of construction with the Comfort Block™ system is unprecedented. After the Comfort Block™ wall is constructed, finish with thin veneer, stucco, or other similar products.

[Learn More at ComfortBlock.com](http://ComfortBlock.com)



Finished CB-8 Kitchen



COMFORTBLOCK™

PRECISION CONCRETE BLOCK SYSTEM

THE PERFECT UTILITY BLOCK TO QUICKLY FRAME
OUTDOOR LIVING FEATURES!

**Outdoor Kitchens • Veneered Landscape Walls
Sheds • Cabanas • Pillars & More**

- + MANUFACTURED TO PRECISE HEIGHT
- + INTERLOCKING SIDES
- + QUICK ASSEMBLY WITH ADHESIVE
- + BUILT-IN ELECTRICAL CHANNEL
- + REPLACES STANDARD BLOCK

Precision Ground
to Assemble with
Masonry Adhesive
5X Stronger
Installs 5X Faster



Comfort Block™

Wall Systems

TWO NEW SIZES! CB-6 & CB-4

CB-8

Designed for any construction where a standard 8" concrete block is used, provided that the wall will be covered with a finish coat such as stucco, plaster, or veneer. Strapping and siding can also be used if desired

CB-6*

For projects such as outdoor kitchens, sheds, fire pits, indoor wall partitions, or columns. For projects in which a more narrow system is required CB-6 is the perfect block. With built-in utility channels, the ability to be reinforced, and a 2:1 size ratio that allows it to remain on bond, the CB-6 can be adapted to suit any project that simply doesn't require the width of a CB-8 system.

CB-4*

A space-saving system for projects such as outdoor kitchen back splashes, indoor wall partitions and any structure which needs to be sturdy and have a clean finish. Comfort Block's thinnest system is designed to save space while still allowing for enough depth to contain utility channels.

ACCESSORIES

Masonry Adhesive Glue

Glue Gun & Cleaner

Adjustable Mortar Leveling Tool For Base



***NEW FOR 2020 - CALL FOR AVAILABILITY DATE**

CB-8



8" x 8" x 16" Stretcher

PRODUCT INFORMATION

West pallet wt	1,400 lbs
Unit weight	46 lbs
Units per West pallet	30
Color	Natural

TWO WEST PALLETS PER CUBE



8" x 8" x 8" Half

PRODUCT INFORMATION

West pallet wt	1,520 lbs
Unit weight	25 lbs
Units per West pallet	60
Color	Natural

TWO WEST PALLETS PER CUBE

CB-6*



New

6" x 8" x 12" Stretcher

PRODUCT INFORMATION

West pallet wt	1,620 lbs
Unit Weight	32 lbs
Units per West pallet	50
Color	Natural

TWO WEST PALLETS PER CUBE



New

6" x 8" x 6" Half

PRODUCT INFORMATION

West pallet wt	1,520 lbs
Unit Weight	15 lbs
Units per West pallet	100
Color	Natural

TWO WEST PALLETS PER CUBE

CB-4*



New

4" x 8" x 16" Stretcher

PRODUCT INFORMATION

West pallet wt	1,460 lbs
Unit Weight	30 lbs
Units per West pallet	48
Color	Natural

TWO WEST PALLETS PER CUBE

Highland Stone® Retaining Wall

Natural Stone Texture

Varied Contours

Create a natural stone appearance with Highland Stone® Retaining Wall. The 3" and 6" system combines earth tones, rich textures, varied contours and all the advantages of the structurally sound rear lip locating system, making it reliable and easy to install. The 3" and the 6" blocks can be installed separately or combined to create a stunning natural-looking wall.



3" (Special Order Only)




PRODUCT INFORMATION

Pallet wt	3,565 lbs
Sq ft per pallet	30 sq ft
Layers per pallet	10
Sq ft per layer	3 sq ft
Sets per pallet	40
6" / 12" / 18" Set	
All three sizes are together on one pallet.	

UNIT DIMENSIONS

			
Height	3" (76 mm)	Units/Layer	4
Depth	12" (305 mm)	Units/Sq ft	8
Length	6" (152 mm)	Sq ft/Unit	.125
Units/Pallet	40	Unit Wt	16 lbs
			
Height	3" (76 mm)	Units/Layer	4
Depth	12" (305 mm)	Units/Sq ft	4
Length	12" (305 mm)	Sq ft/Unit	.25
Units/Pallet	40	Unit Wt	30 lbs
			
Height	3" (76 mm)	Units/Layer	4
Depth	12" (305 mm)	Units/Sq ft	2.70
Length	18" (457 mm)	Sq ft/Unit	.37
Units/Pallet	40	Unit Wt	42 lbs

COLOR OPTIONS

		
Earth Blend	Granite Blend	Summer Blend

6"

Pallet wt	2,940 lbs
Sq ft per pallet	30 sq ft
Layers per pallet	5
Sq ft per layer	6 sq ft
Sets per pallet	20
6" / 12" / 18" Set	
All three sizes are together on one pallet.	

			
Height	6" (152 mm)	Units/Layer	4
Depth	12" (305 mm)	Units/Sq ft	4
Length	6" (152 mm)	Sq ft/Unit	.25
Units/Pallet	20	Unit Wt	22 lbs
			
Height	6" (152 mm)	Units/Layer	4
Depth	12" (305 mm)	Units/Sq ft	2
Length	12" (305 mm)	Sq ft/Unit	.50
Units/Pallet	20	Unit Wt	48 lbs
			
Height	6" (152 mm)	Units/Layer	4
Depth	12" (305 mm)	Units/Sq ft	1.33
Length	18" (457 mm)	Sq ft/Unit	.75
Units/Pallet	20	Unit Wt	75 lbs

Highland

Stone® Freestanding Wall

**Transforms Space
with Natural Beauty**

Versatile

From courtyards to patios, the multi-piece Highland Stone® Freestanding Wall system is the perfect choice to create a beautiful and natural looking wall. Use it to accent patio designs to turn your outdoor living space into an inviting garden courtyard. 3" and 6" units can be used alone or in combination to create a one-of-a-kind space.



3" (Special Order Only)

PRODUCT INFORMATION

Pallet wt.	2,770 lbs
Sq ft per pallet	27.2 sq ft
Layers per pallet	8
Sq ft per layer	3.4 sq ft

6" / 12" / 18" Set

All three sizes are together on one pallet.

6"

Pallet wt.	3,365 lbs
Sq ft per pallet	27.6 sq ft
Layers per pallet	4
Sq ft per layer	6.9 sq ft

6" / 12" / 18" Set

All three sizes are together on one pallet.

UNIT DIMENSIONS



Height	3" (76 mm)	Units/Layer	5
Depth	9" (229 mm)	Units/Sq ft	10
Length	6" (152 mm)	Sq ft/Unit	.10
Units/Pallet	40	Unit Wt	10 lbs



Height	3" (76 mm)	Units/Layer	5
Depth	9" (229 mm)	Units/Sq ft	4.34
Length	12" (305 mm)	Sq ft/Unit	.23
Units/Pallet	40	Unit Wt	23 lbs



Height	3" (76 mm)	Units/Layer	5
Depth	9" (229 mm)	Units/Sq ft	2.85
Length	18" (457 mm)	Sq ft/Unit	.35
Units/Pallet	40	Unit Wt	35 lbs



Height	6" (152 mm)	Units/Layer	5
Depth	9" (229 mm)	Units/Sq ft	4.76
Length	6" (152 mm)	Sq ft/Unit	.21
Units/Pallet	20	Unit Wt	25 lbs



Height	6" (152 mm)	Units/Layer	5
Depth	9" (229 mm)	Units/Sq ft	2.17
Length	12" (305 mm)	Sq ft/Unit	.46
Units/Pallet	20	Unit Wt	50 lbs



Height	6" (152 mm)	Units/Layer	5
Depth	9" (229 mm)	Units/Sq ft	1.4
Length	18" (457 mm)	Sq ft/Unit	.71
Units/Pallet	20	Unit Wt	75 lbs

COLOR OPTIONS



Earth Blend



Granite Blend



Summer Blend

New

Highland

Stone® Column Block

Increased Wall Stability

Polished Elegance

When used with the Highland Stone® Freestanding Wall, a column increases wall stability. Placing fixtures on columns is also a great way to incorporate lighting. Columns can be located in the middle or at the end of a wall.

There are numerous ways to cap a column. You can use single piece pre-cast units or a natural stone, like Granite.



Highland Stone® Column
6" Block

PRODUCT INFORMATION

Pallet wt	2,340 lbs
Sq ft per pallet	22.5 sq ft
Layers per pallet	3
Sq ft per layer	7.5 sq ft

UNIT DIMENSIONS



Height	6" (152 mm)	Units/Layer	10
Depth	9" (229 mm)	Units/Sq ft	1.33
Length	18" (457 mm)	Sq ft/Unit	.75
Units/Pallet	30	Unit Wt	78 lbs

COLOR OPTIONS



Granite Blend



Summer Blend



Earth Blend

Diamond® & Diamond Stone Cut®


Time-Tested Superior Performance

Natural Beauty

Diamond® and Diamond Stone Cut® retaining walls can give your landscape a new, improved look using the trusted quality of the Anchor® retaining wall system technology. Diamond® is the leading choice for builders and landscape contractors.



Diamond Stone Cut®



Diamond® Straight Face

Diamond®

PRODUCT INFORMATION

Pallet wt	3,065/2,840 lbs
Sq ft per pallet	30 sq ft
Layers per pallet	5
Sq ft per layer	6.5 sq ft

UNIT DIMENSIONS



Straight Face


Height	6" (152 mm)	Units/Layer	9
Depth	12" (305 mm)	Units/Sq ft	1.41
Length	17" (431 mm)	Sq ft/Unit	.70
Units/Pallet	45	Unit Wt	72 lbs



Beveled Face

Height	6" (152 mm)	Units/Layer	9
Depth	12" (305 mm)	Units/Sq ft	1.54
Length	15 3/8" (390 mm)	Sq ft/Unit	.65
Units/Pallet	45	Unit Wt	68 lbs

COLOR OPTIONS



Gray



Tan



Granite Blend
(Straight Face Only)



Earth Blend
(Straight Face Only)

Diamond Stone Cut®

PRODUCT INFORMATION

Pallet wt	2,840 lbs
Sq ft per pallet	30 sq ft
Layers per pallet	5
Sq ft per layer	6 sq ft

UNIT DIMENSIONS



Height	6" (152 mm)	Units/Layer	9
Depth	12" (305 mm)	Units/Sq ft	1.50
Length	16" (406 mm)	Sq ft/Unit	.66
Units/Pallet	45	Unit Wt	70 lbs

COLOR OPTIONS



Granite Blend*



Earth Blend*

*ASK FOR AVAILABILITY

Diamond Pro® & Diamond Pro Stone Cut®

Large Scale Landscape Projects


Natural Stone Texture

The proven strength of the Diamond Pro® retaining wall system technology along with the choice of the traditional straight face texture or the natural stone appearance of Diamond Pro Stone Cut®, make this product the perfect choice for larger scale landscaping projects.

Enhance the look by adding additional special order 7" & 11" sizes.



Diamond® Pro Straight Face



Diamond Pro Stone Cut®
Shown with additional special order 7" & 11"

Diamond® Pro

PRODUCT INFORMATION

Pallet wt	3,465 lbs
Sq ft per pallet	45 sq ft
Layers per pallet	5
Sq ft per layer	9 sq ft

UNIT DIMENSIONS



Straight Face

Height	8" (203 mm)	Units/Layer	9
Depth	12" (305 mm)	Units/Sq ft	1
Length	18" (457 mm)	Sq ft/Unit	1
Units/Pallet	45	Unit Wt	75 lbs

COLOR OPTIONS



Gray



Tan



Summer Blend



Granite Blend

New

Diamond Pro Stone Cut®

Pallet wt	3,465 lbs
Sq ft per pallet	45 sq ft
Layers per pallet	5
Sq ft per layer	9 sq ft



Height	8" (203 mm)	Units/Layer	9
Depth	12" (305 mm)	Units/Sq ft	1
Length	18" (457 mm)	Sq ft/Unit	1
Units/Pallet	45	Unit Wt	72 lbs

7" & 11" Set (Special Order Only)

Pallet wt	3,250 lbs
Sq ft per pallet	45 sq ft
Layers per pallet	5
Sq ft per layer	8 sq ft



(Special Order Only)

7"

Height	8" (203 mm)	Units/Layer	8
Depth	12" (305 mm)	Units/Sq ft	2.56
Length	7" (178 mm)	Sq ft/Unit	.39
Units/Pallet	45	Unit Wt	36 lbs



(Special Order Only)

11"

Height	8" (203 mm)	Units/Layer	8
Depth	12" (305 mm)	Units/Sq ft	1.64
Length	11" (280 mm)	Sq ft/Unit	.61
Units/Pallet	45	Unit Wt	46 lbs

COLOR OPTIONS



Granite Blend



Earth Blend


Retaining Wall Accessory Products

**Completes Your
Landscape Design**

Functional Additions

Complete your retaining walls with caps, steps, and corners. Each crafted with the same rich textured appearance as our retaining wall and freestanding wall products.

Torpedo base block is a handy addition for quick and easy base installation.



Torpedo Base Block



Cap Block

PRODUCT INFORMATION

Pallet wt	3,850 lbs
Sq ft per pallet	27 sq ft
Layers per pallet	10
Sq ft per layer	2.7 sq ft
Linear coverage per unit	1.35 linear ft



UNIT DIMENSIONS

Height	3" (76 mm)	Units/Layer	8
Depth	12" (305 mm)	Units/Sq ft	2.9
Length	17" - 15 1/2" (432-394 mm)	Sq ft/Unit	.34
		Unit Wt	44 lbs
Units/Pallet	80		

Corner Block 6"

PRODUCT INFORMATION

Pallet wt	2,265 lbs
Sq ft per pallet	22.5 sq ft
Layers per pallet	3
Sq ft per layer	7.5 sq ft



UNIT DIMENSIONS

Height	6" (152 mm)	Units/Layer	10
Depth	9" (229 mm)	Units/Sq ft	1.33
Length	18" (457 mm)	Sq ft/Unit	.75
Units/Pallet	30	Unit Wt	78 lbs

Step Block

PRODUCT INFORMATION

Pallet wt	4,300 lbs
Sq ft per pallet	33 sq ft
Layers per pallet	5
Sq ft per layer	6.6 sq ft



UNIT DIMENSIONS

Height	6" (152 mm)	Units/Layer	10
Depth	12" (305 mm)	Units/Sq ft	1.51
Length	16" (406 mm)	Sq ft/Unit	.66
Units/Pallet	50	Unit Wt	86 lbs

Pro Corner Block 8"

PRODUCT INFORMATION

Pallet wt	2,340 lbs
Sq ft per pallet	30 sq ft
Layers per pallet	3
Sq ft per layer	10 sq ft



UNIT DIMENSIONS

Height	8" (203 mm)	Units/Layer	10
Depth	9" (229 mm)	Units/Sq ft	1
Length	18" (457 mm)	Sq ft/Unit	1
Units/Pallet	30	Unit Wt	101 lbs

ONLY AVAILABLE IN: *Granite Blend, Earth Blend and Tan*

Color Options



Gray



Granite Blend



Summer Blend



Tan



Earth Blend

Color options for all Retaining Wall Accessory Blocks, except for the Torpedo® Base Block.

Torpedo® Base Block

PRODUCT INFORMATION

Pallet wt	3,190 lbs
Linear ft per pallet	83 lin ft
Layers per pallet	8
Linear coverage per unit	1.31 lin ft



Color: Natural

UNIT DIMENSIONS

Height	4" (102 mm)	Units/Layer	8
Depth	11" (280 mm)	Units/Lin ft	1.31
Length	15 3/4" (400 mm)	Unit Wt	49 lbs
Units/Pallet	64		

Genest Garden Wall

Stone®

**Decorative
Landscape Projects**

Elegant Detail

Genest Garden Wall Stone® is a natural-looking, lightweight choice for decorative projects. It is perfect for DIY projects, building retaining walls, garden planters, and tree rings up to two feet tall.



Genest Garden Wall Stone®

Pallet wt	3,218 lbs
Sq ft per pallet	46 sq ft
Layers per pallet	6
Sq ft per layer	7.7 sq ft

Cap

Pallet wt	2,637 lbs
Sq ft per pallet	29 sq ft
Layers per pallet	6
Sq ft per layer	4.8 sq ft
Linear coverage per unit	.875 linear ft

UNIT DIMENSIONS



Height	4" (102 mm)	Units/Layer	24
Depth	7" (178 mm)	Units/Sq ft	3.12
Length	11 1/2" (292 mm)	Sq ft/Unit	.32
Units/Pallet	144	Unit Wt	22 lbs



Cap

Height	2 1/2" (63.5 mm)	Units/Layer	24
Depth	8" (203 mm)	Units/Sq ft	5
Length	12"-9 1/4" (305-235 mm)	Sq ft/Unit	.20
Units/Pallet	144	Unit Wt	19 lbs

COLOR OPTIONS



Granite Blend



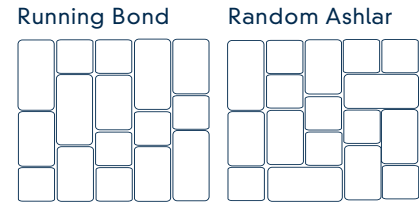
Earth Blend

Paving Stones

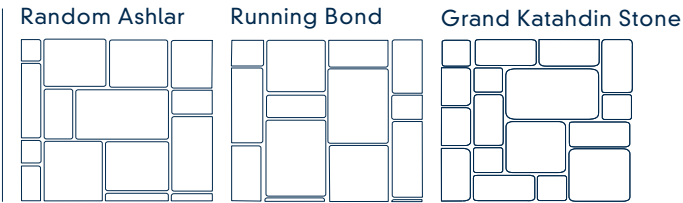
Laying Style Ideas

NOTE: Laying styles **DO NOT** reflect the number of stone sizes within a pallet. In some cases, you may have extra or fewer stones in your design. Examples are **NOT** repeating patterns. Our multi-piece pavers are intended to be installed randomly.

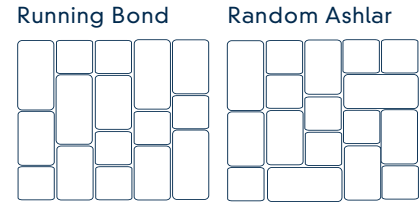
7 KATAHDIN STONE®



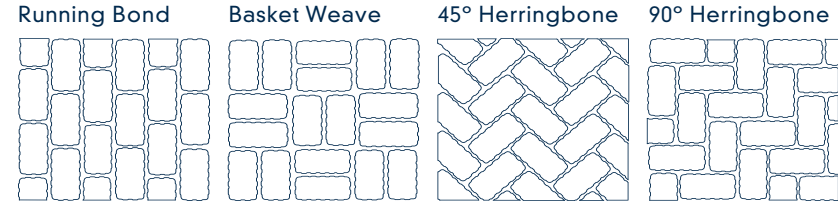
9 GRAND KATAHDIN STONE™



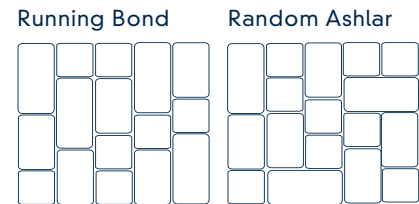
13 TIDEWATER STONE®



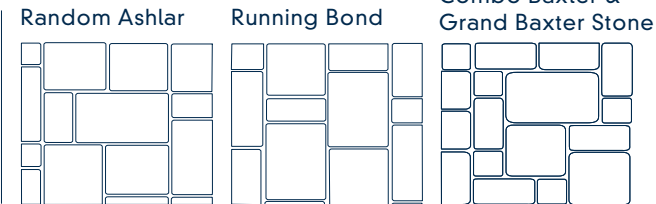
15 EASTERN BAY STONE™



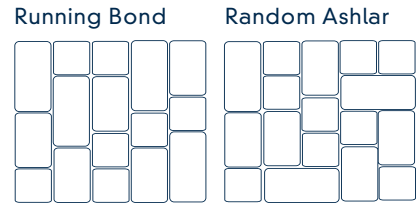
17 BAXTER STONE®



19 GRAND BAXTER STONE™



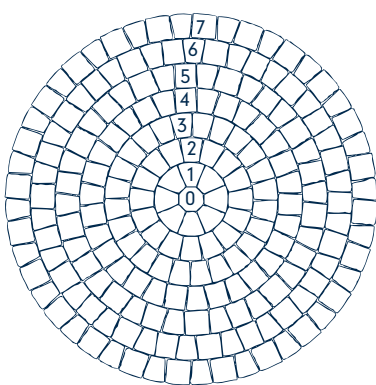
23 TRADEPORT STONE™



11 KATAHDIN
STONE®
CIRCLE

21 BAXTER
STONE®
CIRCLE

7 Ft
Circle
Layout



STARTING FROM THE CENTER:

7' CIRCLE

- Center: 1 center piece
- Ring 1: 8 large wedges
- Ring 2: 16 small wedges
- Ring 3: 24 small wedges
- Ring 4: 15 small wedges & 15 rectangles
- Ring 5: 18 small wedges, 9 rectangles & 9 squares
- Ring 6: 21 small wedges, 11 rectangles & 12 squares
- Ring 7: 24 small wedges, 24 squares & 1 rectangle

9' 10" CIRCLE

- Ring 8: 29 small wedges, 15 squares & 14 rectangles
- Ring 9: 32 small wedges, 17 squares & 16 rectangles
- Ring 10: 35 small wedges, 25 squares & 11 rectangles

25 CAMDEN BAY STONE

6x6 Running Bond	6x9 Running Bond	6x6 & 6x9 Running Bond	6x6 & 6x9 I-pattern

27 HARBORLINE BRICK®

Running Bond	Basket Weave	45° Herringbone	90° Herringbone

29 HOLLANDSTONE

Running Bond	Basket Weave	45° Herringbone	90° Herringbone

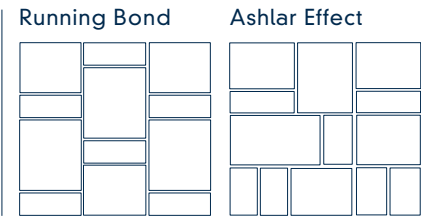
31 STORMWATER BRICK®

Running Bond	Basket Weave	45° Herringbone	90° Herringbone

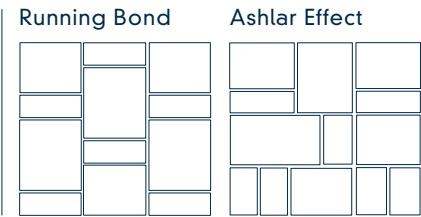
Large Format Stones Laying Style Ideas

NOTE: Laying styles **DO NOT** reflect the number of stone sizes within a pallet. In some cases, you may have extra or fewer stones in your design. Examples are **NOT** repeating patterns. Our multi-piece pavers are intended to be installed randomly.

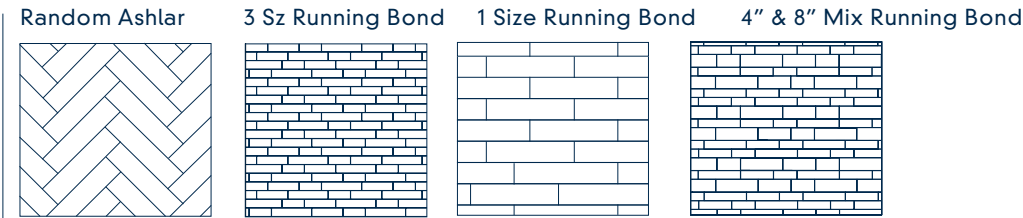
33 WINDHAM RIDGE FLAGGING™



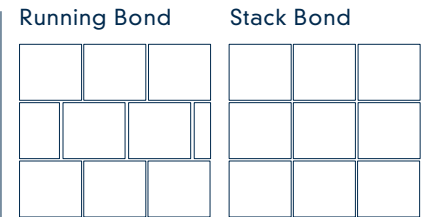
35 KENNEBEC FLAGGING



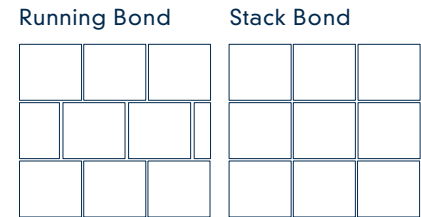
37 & 39 PORTLAND PLANK



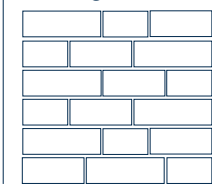
41 JORDAN BAY FLAGGING



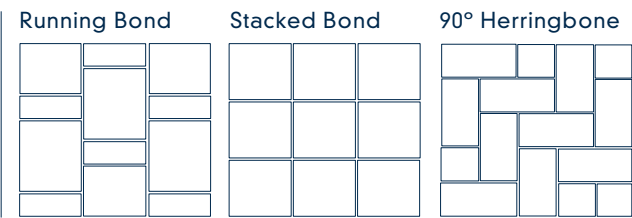
43 LEXINGTON & 49 YORKSHIRE




45 BLUE HILL & DENMARK TILE



51 XXL PLAZA STONE



53 DURAGREEN



Top: 21 GRAND BAXTER STONE® in Granite Blend with Camden Bay Border in Charcoal

Bottom: 35 WINDHAM RIDGE™ in Meadow



Genest Paving Stone & Walls

Transferable Lifetime Warranty

Genest is pleased to offer a transferable lifetime warranty on the structural integrity of our paving stones and landscape retaining walls for residential use.

This warranty protects against structural failure of our paving stones and retaining walls under normal conditions, including exposure to de-icing salts. We certify that our paving stones conform to the most current specification standards by the Interlocking Concrete Pavement Institute (ICPI) and ASTM Standard Specifications for Concrete Unit Pavers. We certify that our landscape retaining walls conform to the most current specification standards by the National Concrete Masonry Association (NCMA) and the ASTM Standard Specifications for Segmental Retaining Walls.

If our pavers or retaining walls prove to be structurally defective, we will replace the product. Replacement labor is not included and no guarantee of color matching can be made.

This warranty goes into effect on the date of purchase, and is transferable with property ownership. Proof of purchase required and certain limitations and exclusions apply.

Review and download the complete warranty with its limitations and exclusions. Please visit www.genestconcrete.com or call our sales department at 1-800-649-4773 or ask a sales representative to see a copy.

*Efflorescence is a naturally occurring characteristic of concrete and not covered by the lifetime warranty.

Genest manufactures retaining walls under license from Anchor Wall Systems, Inc.



Structural Integrity

Durable

Salt Resistance

Limited Lifetime Warranty

G

GENEST

PAVING STONES & WALLS



Manufactured at: 36 Wilson Street, Sanford, ME 04073
GenestConcrete.com